

Final Auction Results

T-4 Capacity Market Auction for 2019/20



Contents

Table of Contents

Executive Summary	3
The Auction Clearing Price.....	4
The Aggregate Bidding Capacity of CMUs Awarded Capacity Agreements.....	5
The Total Forecast Cost of Capacity Agreements Awarded.....	7
The CMUs to which Capacity Agreements have been Awarded.....	7
The Duration of Agreements Awarded	7
Capacity that Exited the Auction above the Clearing Price	9
Appendix A – Results by CMU.....	11

Executive Summary

National Grid in its role as EMR Delivery Body is required by the Capacity Market Rules 2014 (Rule 5.10.6), unless instructed to the contrary pursuant to the Regulations, to publish the results of the Capacity Market Auction and to make these results public. This report discharges that obligation.

The T-4 Capacity Auction for delivery in 2019/20 concluded on 10th December 2015, 16:30 GMT. This report is to be published 8 Working Days following the conclusion of the Capacity Market Auction, the "Auction Results Day", Tuesday 22nd December 2015.

The results of the auction are as follows, where all prices are in 2014/15 prices and any capacity figure refers to de-rated capacity, unless otherwise stated.

- a) The Clearing Price is: **£18.00 / kW / year**
- b) The Aggregate Capacity of Capacity Market Units awarded Capacity Agreements is: **46,353.569 MW.**
- c) The total forecast cost of Capacity Agreements awarded (being the product of the Clearing Price and the Aggregate Bidding Capacity of Capacity Agreements awarded) is: **£ 834,364,242**
- d) The CMUs to which a Capacity Agreement has been awarded and the duration of those Capacity Agreements are listed in Appendix A.

In addition to the results presented above, National Grid is required under Capacity Market Rule 5.10.3 to report any CMUs that were removed from the IT Auction System under Capacity Market Rule 5.3.3. **The Auction concluded without any CMUs being removed from the system by National Grid.**

The results of the Capacity Auction have been added to the Capacity Market Register, available at www.emrdeliverybody.com

The remainder of this report gives further detail on the Capacity Market Auction Clearing, how the Clearing Price was reached and what makes up the capacity that has been procured.

The Auction Clearing Price

The Clearing Price is: **£18.00 / kW / year** (2014/15 Prices).

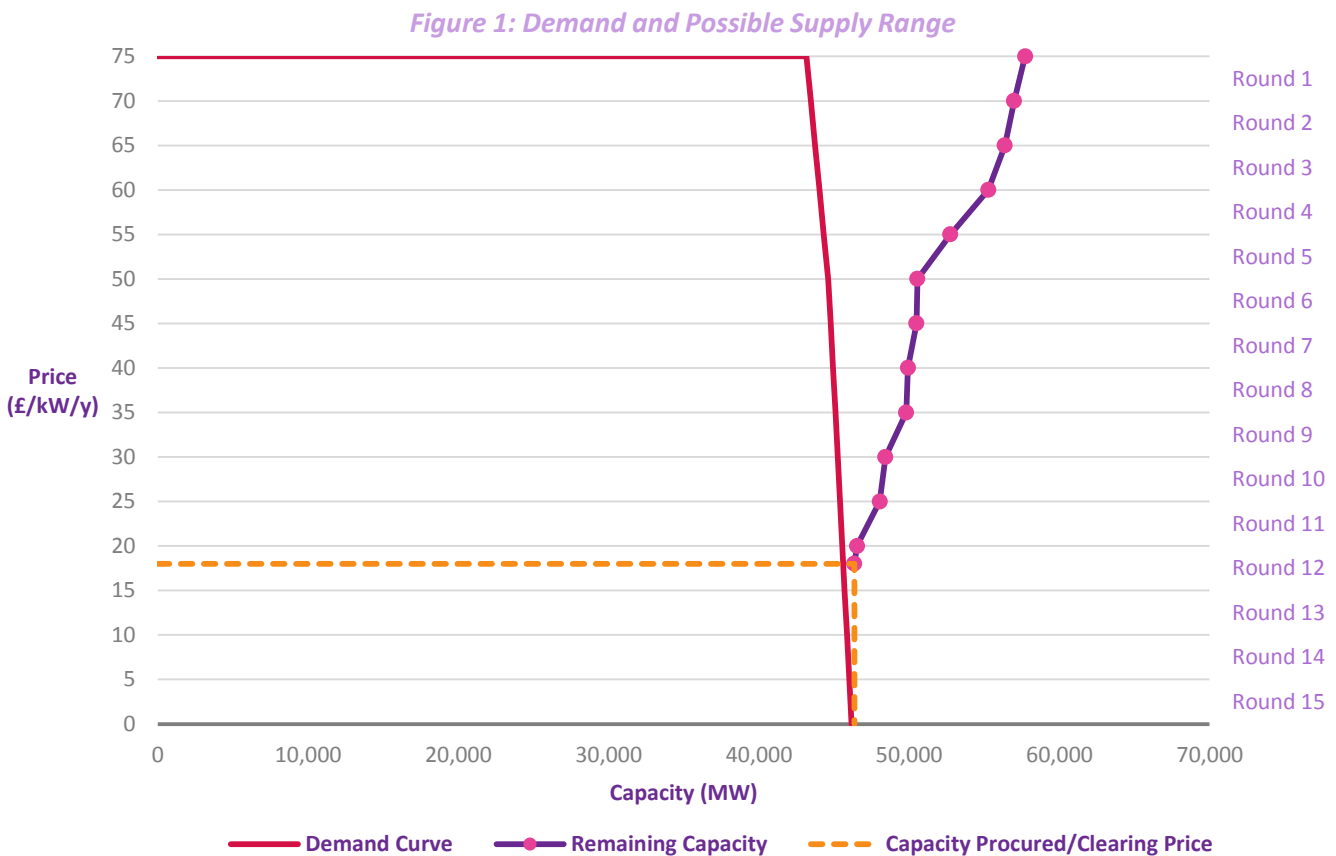
The 2015 T-4 Auction Cleared in Bidding Round 12 on the **10th December 2015, 16:30 GMT**.

The Auction did not clear with an exact match of Offered Capacity and target capacity (“Potential Clearing Capacity”) and so the Net Welfare Algorithm was used to determine price and volume.

The Net Welfare Algorithm evaluates the integral specified in Rule 5.9.6 to determine whether to include the marginal unit. The algorithm subtracts the additional cost of procuring the marginal unit from the welfare gained by procuring the marginal unit. If the result is positive i.e. the welfare gained by procuring the additional unit outweighs the cost, the unit is included, and the Clearing Price is set to the Exit Bid Price of that unit.

The result of the Net Welfare Algorithm was positive and the marginal unit has been procured.

Figure 1 shows the Demand Curve and the supply curve. The supply curve is found by cumulatively adding the Bidding Capacities of CMUs, according to their Exit Ranking. The supply curve meets the Demand Curve at a Price of £18.00 / kW / year



The Aggregate Bidding Capacity of CMUs Awarded Capacity Agreements

The Aggregate Bidding Capacity of CMUs awarded Capacity Agreements is: **46,353.569 MW**.

A total of **57,724.948 MW** entered the Auction, of which **80.30%** received Capacity Agreements for delivery in 2019/20.

Figure 2: Breakdown of the Capacity Entering the Auction Provisionally Awarded Agreements

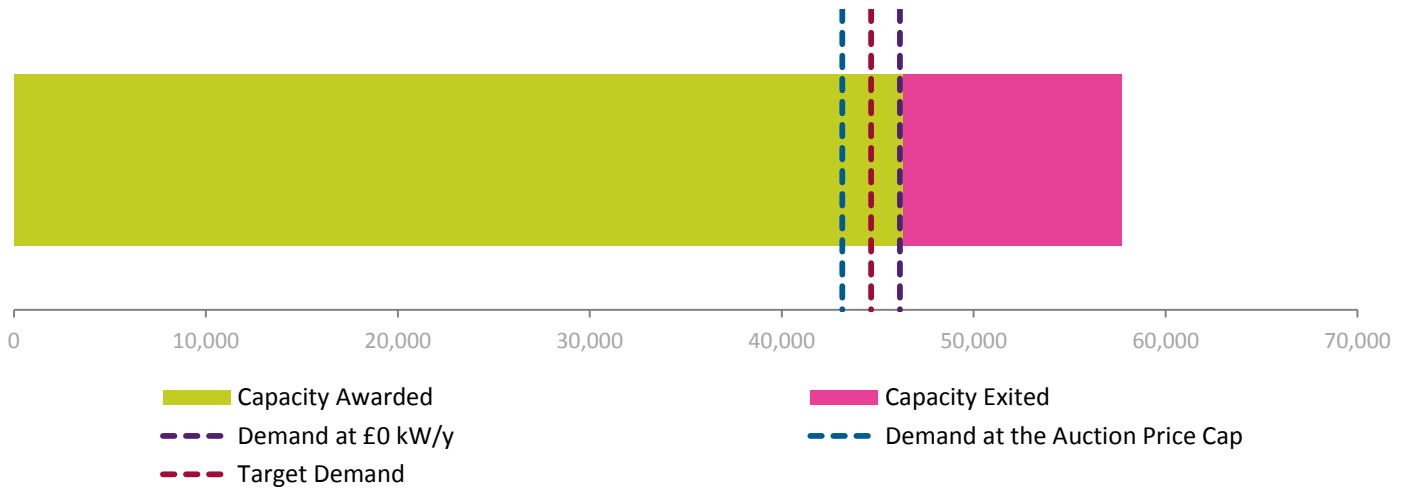


Figure 3 and Table 1 show the breakdown of the Total Awarded Capacity Agreements by CMU Type. A mixture of new and existing Capacity was procured. 2,470.169 MW of the volume of Capacity Agreements awarded is for new or refurbishing capacity. This is the sum of the capacity of CMUs that have been awarded agreements that are Refurbishing, Unproven DSR or New Build CMUs.

Figure 3: Breakdown of Awarded Capacity by CMU Type

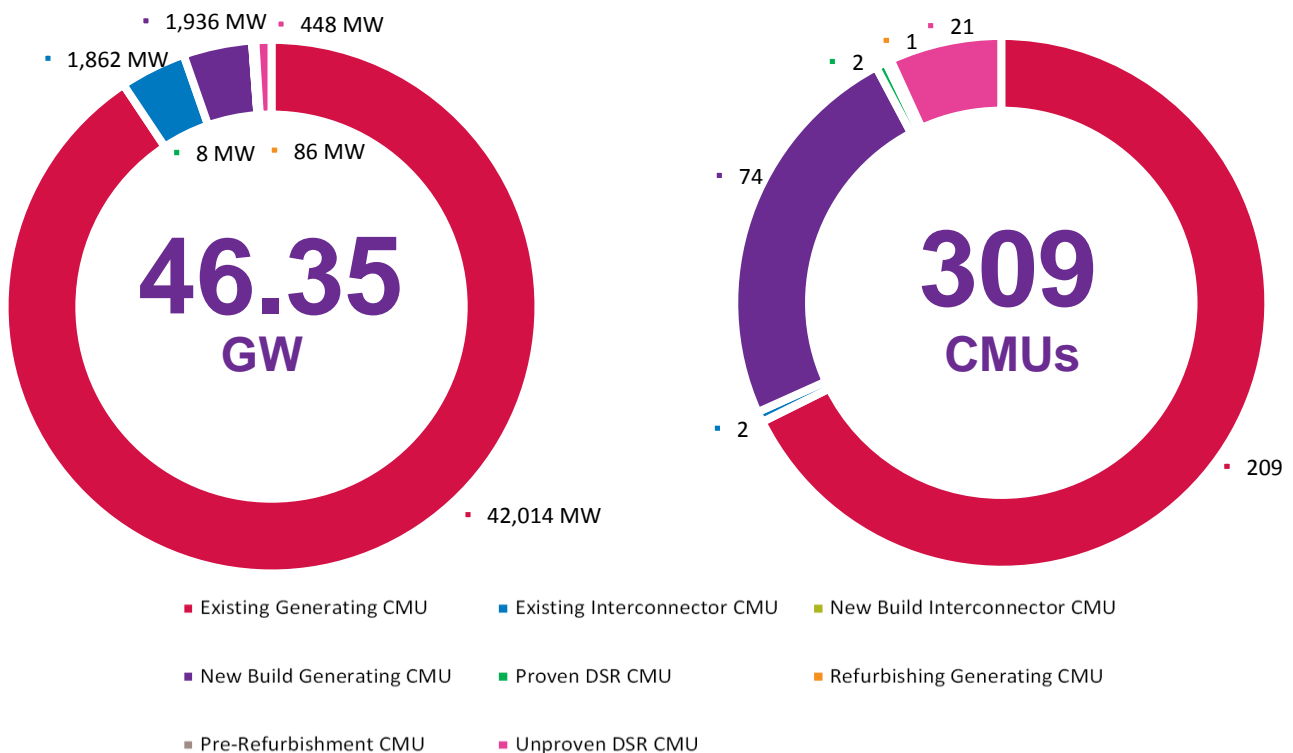
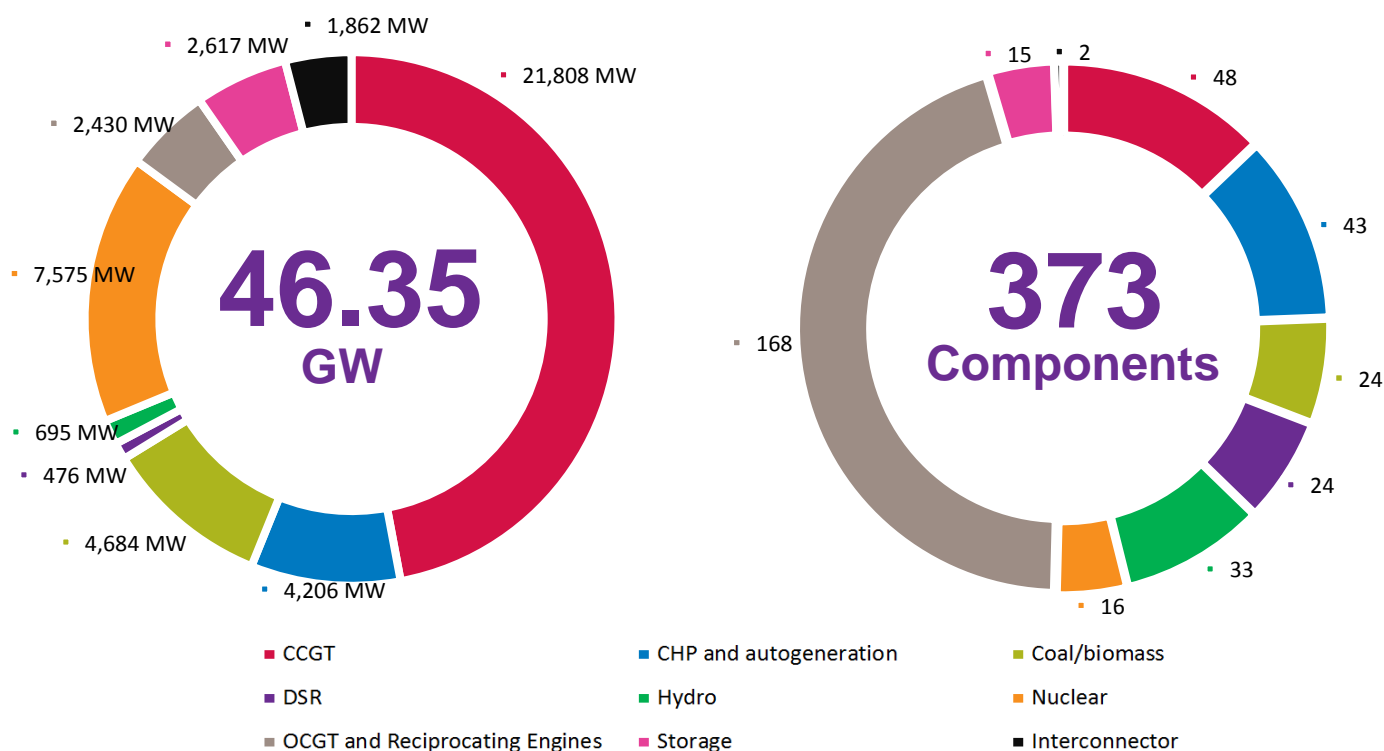


Table 1: Breakdown of Awarded Capacity by CMU Classification

CMU Type	Capacity (MW)	%	No. of CMUs	%
Existing Generating	42,013.680	90.64	209	67.64
Existing Interconnector	1,861.760	4.02	2	0.65
New Build Interconnector	0.000	0.00	0	0.00
New Build Generating	1,935.925	4.18	74	23.95
Proven DSR	7.960	0.02	2	0.65
Refurbishing Generating	85.749	0.18	1	0.32
Pre-Refurbishment	0.000	0.00	0	0.00
Unproven DSR	448.495	0.97	21	6.80

Figure 4 shows the breakdown of CMUs awarded Capacity Agreements by Technology Type.

Figure 4: Capacity Awarded by Technology Type



The largest share of the Capacity Agreements awarded, by capacity, are to CCGT components.

Table 2: Breakdown of Awarded Capacity by CMU Type

CMU Type	Capacity (MW)	%	No. Components	%
CCGT	21,808.340	47.05	48	12.87
CHP and autogeneration	4,205.500	9.07	43	11.53
Coal/biomass	4,684.196	10.11	24	6.43
DSR	476.032	1.03	24	6.43
Hydro	694.843	1.50	33	8.85
Nuclear	7,575.233	16.34	16	4.29
OCGT and Recip. Engines	2,430.184	5.24	168	45.04
Storage	2,617.481	5.65	15	4.02
Interconnector	1,861.760	4.02	2	0.54

The Total Forecast Cost of Capacity Agreements Awarded

The total forecast cost of Capacity Agreements Awarded is: **£ 834,364,242**

This cost is the product of the Aggregate Bidding Capacity of CMUs awarded Capacity Agreements and the Clearing Price. This cost is in 2014/15 prices and applies to the Delivery Year 2019/20.

This amount is in addition to the cost of Capacity Agreements that were procured in the 2014 T-4 Auction for delivery year 2019/20. The cost of the agreements procured in the 2014 Auction for 2019/20, indexed to 2014/15 prices was: **£109,658,987**

Payments made to Capacity Providers will be indexed according to the methodology stated in the Electricity Capacity Regulations Schedule 1(3).

The CMUs to which Capacity Agreements have been Awarded

A list of the CMUs and their final status has been included in Appendix A. In total there are 309 CMUs that have been awarded Capacity Agreements, from 100 Applicant Companies.

The Duration of Agreements Awarded

The duration of the Capacity Agreement received for each CMU is listed in Appendix A. 97.88% of CMUs that received Capacity Agreements were for a duration of 1 Year whilst 2.09% received 15 year Capacity Agreements.

Table 3: Breakdown of Awarded Capacity by Duration

Duration	Capacity (MW)	%	No. of CMUs	%
1 Year	45,371.049	97.88	247	79.94
14 Years	12.920	0.03	3	0.97
15 Years	969.600	2.09	59	19.09

Capacity Agreements with duration of more than one year provide capacity in additional Delivery Years to 2019/20. The volume of Capacity Agreements awarded in this auction for Delivery Years 2019/20– 2033/2034 are shown in Figure 5 and Table 4.

Figure 5: Volume of Capacity Procured by Delivery Year

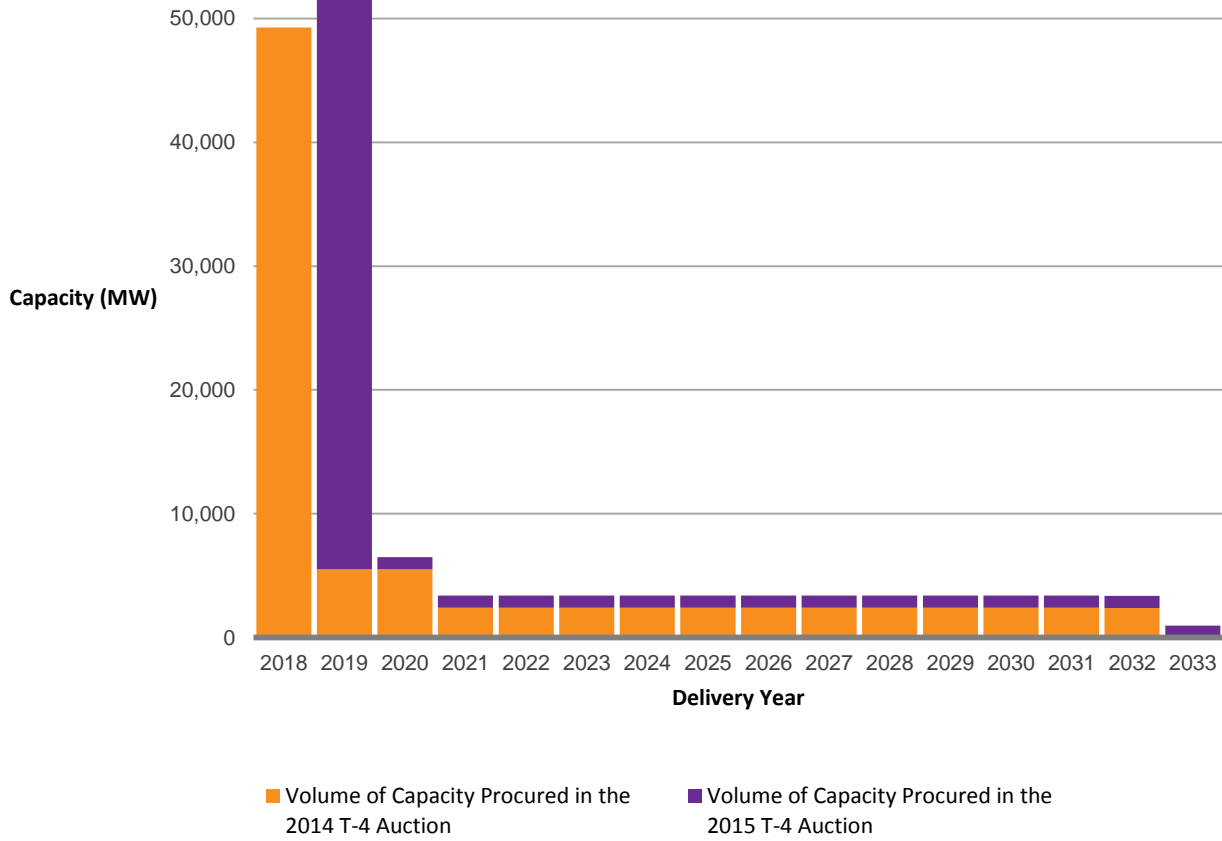


Table 4: Capacity Procured by Delivery Year

Delivery Year	T-4 2014 (MW)	T-4 2015 (MW)
2018	49,258.938	-
2019	5,524.317	46,353.569
2020	5,524.317	982.520
2021	2,423.296	982.520
2022	2,423.296	982.520
2023	2,423.296	982.520
2024	2,423.296	982.520
2025	2,423.296	982.520
2026	2,423.296	982.520
2027	2,423.296	982.520
2028	2,423.296	982.520
2029	2,423.296	982.520
2030	2,423.296	982.520
2031	2,423.296	982.520
2032	2,391.004	982.520
2033	-	969.600

Capacity that Exited the Auction above the Clearing Price

A total of 11,371.379 MW exited the auction above the clearing price. This Capacity is broken down by CMU Classification and Technology Type below.

Figure 6: Breakdown of Exited Capacity by CMU Type

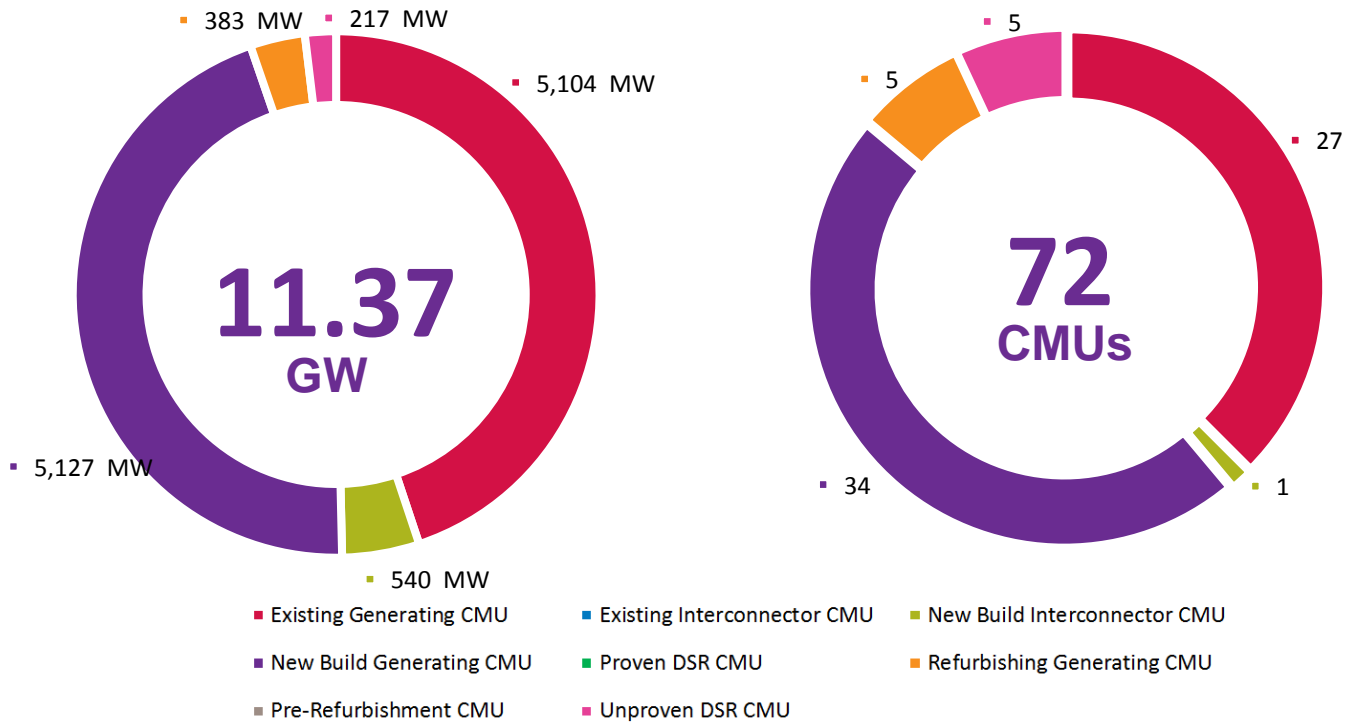


Table 5: Capacity Exited by CMU Classification

CMU TYPE	Capacity (MW)	%	No. of CMUs	%
Existing Generating	5,104.114	44.89	27	37.50
Existing Interconnector	0.000	0.00	0	0.00
New Build Interconnector	540.000	4.75	1	1.39
New Build Generating	5,126.951	45.09	34	47.22
Proven DSR	0.000	0.00	0	0.00
Refurbishing Generating	383.314	3.37	5	6.94
Unproven DSR	217.000	1.91	5	6.94

New Build Generating CMUs make up the largest group of Capacity that Exited the Auction by Classification.

Figure 7: Breakdown of Exited Capacity by Technology Type

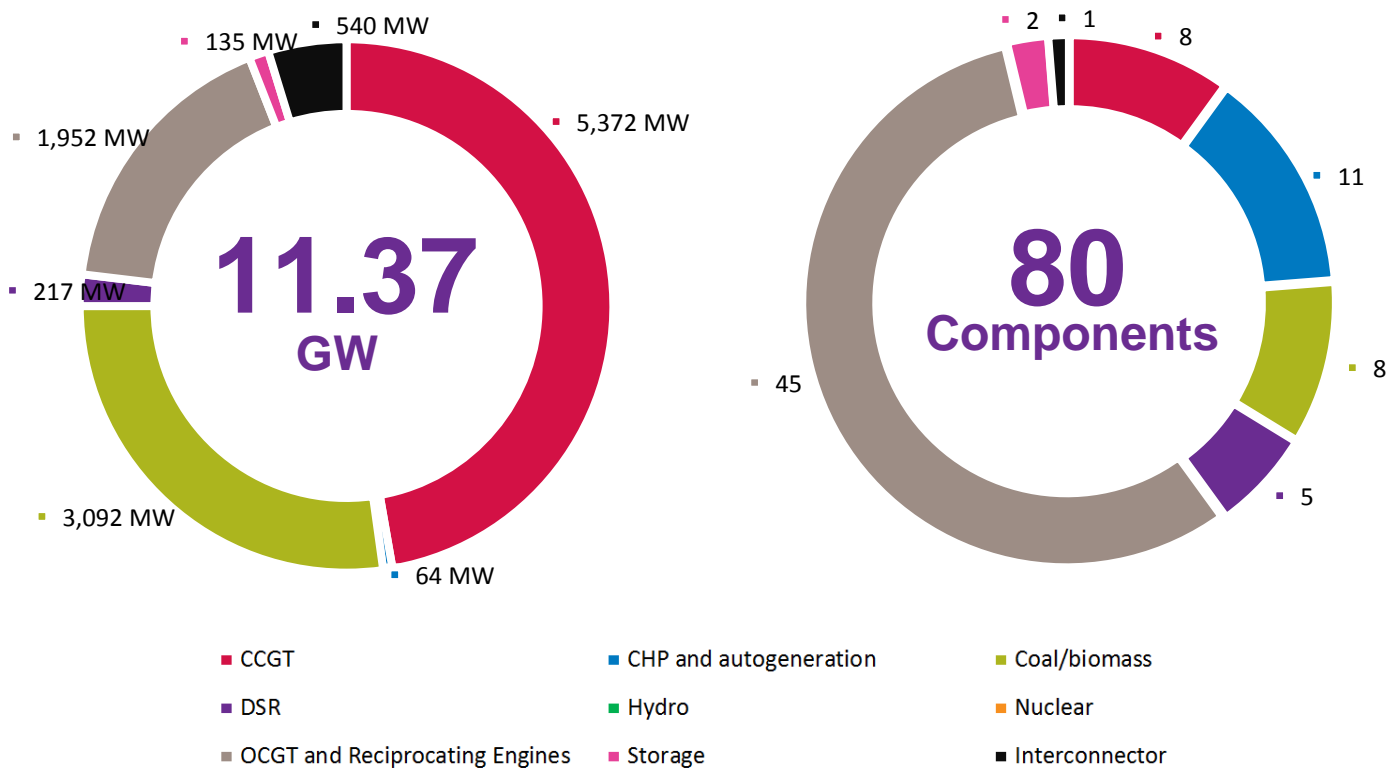


Table 6: Capacity Exited by Technology Type

CMU Type	Capacity (MW)	%	No. Components	%
CCGT	5,371.778	47.24	8	10.00
CHP and autogeneration	63.874	0.56	11	13.75
Coal/biomass	3,091.735	27.19	8	10.00
DSR	217.000	1.91	5	6.25
Hydro	0.000	0.00	0	0.00
Nuclear	0.000	0.00	0	0.00
OCGT and Recip. Engines	1,951.711	17.16	45	56.25
Storage	135.281	1.19	2	2.50
Interconnector	540.000	4.75	1	1.25

The Technology Type exiting the largest overall volume of capacity from the auction was CCGT (5,372 MW).

Appendix A – Results by CMU

Applicant Company	CMU ID	Capacity AG	CMU Classification	Capacity (MW)	Duration (Years)
Aegis Cloud Limited	ADL002	No	New Build Generating CMU	N/A	N/A
Aggreko UK Limited	Aggr15	No	New Build Generating CMU	N/A	N/A
Alkane Energy UK Limited	ARPPR1	Yes	Existing Generating CMU	4.302	1
Alkane Energy UK Limited	AUKNN6	Yes	New Build Generating CMU	15.126	15
Alkane Energy UK Limited	AUKNN7	Yes	New Build Generating CMU	7.563	15
Alkane Energy UK Limited	AUKNN8	Yes	New Build Generating CMU	5.672	15
Alkane Energy UK Limited	AUKPR1	Yes	Existing Generating CMU	8.197	1
Alkane Energy UK Limited	AUKPR2	Yes	Existing Generating CMU	3.155	1
Alkane Energy UK Limited	AUKPR3	Yes	Existing Generating CMU	6.305	1
Alkane Energy UK Limited	AUKPR4	Yes	Existing Generating CMU	2.691	1
Ashford Power Ltd	ASHFOR	Yes	New Build Generating CMU	19.967	15
Attune Energy Limited	ERNES1	Yes	New Build Generating CMU	18.908	15
Balance Power Limited	CRUMLN	Yes	New Build Generating CMU	18.908	15
Beaufort Power Ltd	Beafo	Yes	New Build Generating CMU	19.778	15
Brecon Power Ltd	BRECON	Yes	New Build Generating CMU	19.778	15
British Sugar plc	BSBURY	Yes	Existing Generating CMU	54.843	1
BritNed Development Limited	BRTNED	Yes	Existing Interconnector CMU	828	1
Bury Power Limited	BURY01	No	New Build Generating CMU	N/A	N/A
Buxton Power Limited	BUXT01	Yes	New Build Generating CMU	16	15
Cadoxton Reserve Power Limited	CADO01	Yes	New Build Generating CMU	15.126	15
Calon Energy Limited	BAGE-1	Yes	Existing Generating CMU	462.8	1
Calon Energy Limited	BAGE-2	Yes	Existing Generating CMU	28.728	1
Calon Energy Limited	SUTB-1	Yes	Existing Generating CMU	728.91	1
Calon Energy Limited	SVRP10	Yes	Existing Generating CMU	378.25	1
Calon Energy Limited	SVRP20	Yes	Existing Generating CMU	378.25	1
Carrington Power Limited	CARR-1	Yes	New Build Generating CMU	404.95	1
Carrington Power Limited	CARR-2	Yes	New Build Generating CMU	404.95	1
Centrica Barry Limited	EBRYP1	No	Existing Generating CMU	N/A	N/A
Centrica Brigg Limited	EBRGG1	No	Refurbishing Generating CMU	N/A	N/A
Centrica KL Limited	KLYNA1	No	New Build Generating CMU	N/A	N/A
Centrica Langage Limited	TLAGA1	Yes	Existing Generating CMU	805.45	1
Centrica PB Limited	PETEM1	No	Refurbishing Generating CMU	N/A	N/A
Centrica SHB Limited	TSHBA1	Yes	Existing Generating CMU	729.8	1
Centrica SHB Limited	TSHBA2	Yes	Existing Generating CMU	516.2	1
Clifton Marsh Power Ltd	CMP-M1	No	New Build Generating CMU	N/A	N/A
Clyne Power Limited	CLYN01	No	New Build Generating CMU	N/A	N/A
Cofely East London Energy Limited	CES001	No	Existing Generating CMU	N/A	N/A
Cofely East London Energy Limited	CES002	No	Existing Generating CMU	N/A	N/A
Cofely Industrial Energy Services Limited	CES003	No	Existing Generating CMU	N/A	N/A
Corby Power Limited	CORB-1	No	Existing Generating CMU	N/A	N/A
Coryton Energy Company Ltd	IGCECL	Yes	Existing Generating CMU	703.99	1

Final Auction Results

Applicant Company	CMU ID	Capacity AG	CMU Classification	Capacity (MW)	Duration (Years)
Culvery Power Limited	CULV01	No	New Build Generating CMU	N/A	N/A
Curzon Lodge Energy Limited	CURZ01	Yes	New Build Generating CMU	18	15
Dafen Reserve Power Limited	DAFE01	Yes	Existing Generating CMU	9.454	1
Darent Power Limited	ADPPR1	Yes	Existing Generating CMU	12.796	1
DRAX GENERATION (SELBY) LIMITED	Dpeak1	No	New Build Generating CMU	N/A	N/A
Drax Power Limited	DRAX05	Yes	Existing Generating CMU	562.486	1
Drax Power Limited	DRAX06	Yes	Existing Generating CMU	561.789	1
Drax Power Limited	DRAX09	Yes	Existing Generating CMU	28.626	1
Drax Power Limited	DRAX10	Yes	Existing Generating CMU	28.735	1
Drax Power Limited	DRAX12	Yes	Existing Generating CMU	29.06	1
E.ON Global Commodities SE	CDCL01	Yes	Existing Generating CMU	391.6	1
E.ON Global Commodities SE	CNQPS1	Yes	Existing Generating CMU	333.75	1
E.ON Global Commodities SE	CNQPS2	Yes	Existing Generating CMU	333.75	1
E.ON Global Commodities SE	CNQPS3	Yes	Existing Generating CMU	333.75	1
E.ON Global Commodities SE	CNQPS4	Yes	Existing Generating CMU	333.75	1
E.ON Global Commodities SE	EECL01	Yes	Existing Generating CMU	363.12	1
E.ON Global Commodities SE	GRAGT1	Yes	Existing Generating CMU	26.944	1
E.ON Global Commodities SE	GRAGT4	Yes	Existing Generating CMU	25.061	1
E.ON Global Commodities SE	GRAI06	Yes	Existing Generating CMU	421.2	1
E.ON Global Commodities SE	GRAI07	Yes	Existing Generating CMU	421.2	1
E.ON Global Commodities SE	GRAI08	Yes	Existing Generating CMU	421.2	1
E.ON Global Commodities SE	RATGT2	Yes	Existing Generating CMU	16.834	1
E.ON Global Commodities SE	RATGT4	Yes	Existing Generating CMU	15.263	1
E.ON Global Commodities SE	RATS01	Yes	Existing Generating CMU	452.479	1
E.ON Global Commodities SE	RATS02	Yes	Existing Generating CMU	452.479	1
E.ON Global Commodities SE	RATS03	Yes	Existing Generating CMU	452.479	1
E.ON Global Commodities SE	RATS04	Yes	Existing Generating CMU	452.479	1
E.ON Global Commodities SE	TAYL02	Yes	Existing Generating CMU	67.966	1
E.ON Global Commodities SE	TAYL03	Yes	Existing Generating CMU	61.56	1
E.ON UK Cogeneration Ltd	BRDCHP	Yes	Existing Generating CMU	2.069	1
E.ON UK Cogeneration Ltd	CAST01	Yes	Existing Generating CMU	44.499	1
E.ON UK Cogeneration Ltd	SAND01	Yes	Existing Generating CMU	44.499	1
E.ON UK Cogeneration Ltd	THRN01	Yes	Existing Generating CMU	44.5	1
EDF Energy Nuclear Generation Limited	DNGB21	Yes	Existing Generating CMU	445.249	1
EDF Energy Nuclear Generation Limited	DNGB22	Yes	Existing Generating CMU	451.059	1
EDF Energy Nuclear Generation Limited	HEYM11	Yes	Existing Generating CMU	468.614	1
EDF Energy Nuclear Generation Limited	HEYM12	Yes	Existing Generating CMU	474.929	1
EDF Energy Nuclear Generation Limited	HEYM27	Yes	Existing Generating CMU	532.405	1
EDF Energy Nuclear Generation Limited	HEYM28	Yes	Existing Generating CMU	532.899	1
EDF Energy Nuclear Generation Limited	HINB-7	Yes	Existing Generating CMU	409.904	1
EDF Energy Nuclear Generation Limited	HINB-8	Yes	Existing Generating CMU	404.142	1

Final Auction Results

Applicant Company	CMU ID	Capacity AG	CMU Classification	Capacity (MW)	Duration (Years)
EDF Energy Nuclear Generation Limited	HRTL-1	Yes	Existing Generating CMU	503.039	1
EDF Energy Nuclear Generation Limited	HRTL-2	Yes	Existing Generating CMU	499.833	1
EDF Energy Nuclear Generation Limited	HUNB-7	Yes	Existing Generating CMU	413.196	1
EDF Energy Nuclear Generation Limited	HUNB-8	Yes	Existing Generating CMU	414.019	1
EDF Energy Nuclear Generation Limited	SIZB-1	Yes	Existing Generating CMU	507.03	1
EDF Energy Nuclear Generation Limited	SIZB-2	Yes	Existing Generating CMU	507.03	1
EDF Energy Nuclear Generation Limited	TORN-1	Yes	Existing Generating CMU	502.386	1
EDF Energy Nuclear Generation Limited	TORN-2	Yes	Existing Generating CMU	509.499	1
EDF Energy plc	WBUGT1	Yes	Existing Generating CMU	18.421	1
EDF Energy plc	WBUGT4	Yes	Existing Generating CMU	18.908	1
EDF Energy plc	WBUPS3	No	Existing Generating CMU	N/A	N/A
EDF Energy plc	WBURB1	Yes	Existing Generating CMU	410.735	1
EDF Energy plc	WBURB2	Yes	Existing Generating CMU	410.735	1
EDF Energy plc	WBURB3	Yes	Existing Generating CMU	410.735	1
Energy Pool UK limited	EPO03	Yes	Unproven DSR CMU	5.034	1
EnerNOC UK Limited	ECMU07	Yes	Unproven DSR CMU	43.4	1
EnerNOC UK Limited	ECMU08	Yes	Unproven DSR CMU	43.4	1
EnerNOC UK Limited	ECMU09	Yes	Unproven DSR CMU	43.4	1
EnerNOC UK Limited	ECMU10	Yes	Unproven DSR CMU	43.4	1
EnerNOC UK Limited	ECMU11	Yes	Unproven DSR CMU	43.4	1
EnerNOC UK Limited	ECMU12	No	Unproven DSR CMU	N/A	N/A
Esso Petroleum Company Limited	EPCMU5	Yes	Existing Generating CMU	126.049	1
FCC Buckinghamshire Ltd	BUCK01	Yes	New Build Generating CMU	23.898	1
FCC Recycling (UK) Ltd	FCC001	Yes	Existing Generating CMU	42.573	1
Ferrybridge MFE 2 Limited	FMFEL2	No	New Build Generating CMU	N/A	N/A
Ferrybridge MFE Limited	FMFEL1	Yes	New Build Generating CMU	63.568	1
First Hydro Company	DINO-1	Yes	Existing Generating CMU	264.766	1
First Hydro Company	DINO-2	Yes	Existing Generating CMU	264.766	1
First Hydro Company	DINO-3	Yes	Existing Generating CMU	291.791	1
First Hydro Company	DINO-4	Yes	Existing Generating CMU	290.663	1
First Hydro Company	DINO-5	Yes	Existing Generating CMU	264.766	1
First Hydro Company	DINO-6	Yes	Existing Generating CMU	264.766	1
First Hydro Company	FFES-1	Yes	Existing Generating CMU	86.967	1
First Hydro Company	FFES-2	Yes	Existing Generating CMU	86.967	1
First Hydro Company	FFES-3	Yes	Existing Generating CMU	86.967	1
First Hydro Company	FFES-4	No	Existing Generating CMU	N/A	N/A
First Renewable Alpha Limited	PEN123	Yes	New Build Generating CMU	17.017	15
First Renewable Gamma Limited	KET123	Yes	New Build Generating CMU	18.908	15
Flexitricity Limited	FLEX01	Yes	Existing Generating CMU	8.1	1
Flexitricity Limited	FLEX02	Yes	Existing Generating CMU	4.843	1
Flexitricity Limited	FLEX03	Yes	Existing Generating CMU	4.73	1

Final Auction Results

Applicant Company	CMU ID	Capacity AG	CMU Classification	Capacity (MW)	Duration (Years)
Flexitricity Limited	FLEX04	Yes	Existing Generating CMU	5.932	1
Flexitricity Limited	FLEX05	Yes	Existing Generating CMU	3.267	1
Flexitricity Limited	FLEX06	Yes	Existing Generating CMU	10.064	1
Flexitricity Limited	FLEX08	Yes	Existing Generating CMU	4.26	1
Flexitricity Limited	FLEX09	Yes	Existing Generating CMU	3.975	1
Flexitricity Limited	FLEX10	Yes	Existing Generating CMU	2.558	1
Flexitricity Limited	FLEX11	Yes	Existing Generating CMU	2.596	1
Flexitricity Limited	FLEX12	Yes	Existing Generating CMU	2.554	1
Flexitricity Limited	FLEX13	Yes	Existing Generating CMU	2.514	1
Flexitricity Limited	FLEX14	Yes	Existing Generating CMU	2.594	1
Flexitricity Limited	FLEX15	Yes	Existing Generating CMU	7.231	1
Flexitricity Limited	FLEX16	Yes	Existing Generating CMU	7.487	1
Flexitricity Limited	FLEX18	Yes	Existing Generating CMU	2.957	1
Flexitricity Limited	FLEX19	Yes	Existing Generating CMU	2.972	1
Flexitricity Limited	FLEX20	Yes	Existing Generating CMU	3.996	1
Flexitricity Limited	FLEX21	Yes	Existing Generating CMU	2.953	1
Flexitricity Limited	FLEX40	Yes	Proven DSR CMU	3.472	1
Flexitricity Limited	FLEX41	Yes	Proven DSR CMU	4.488	1
Flexitricity Limited	FLEX70	Yes	Unproven DSR CMU	34.72	1
Flexitricity Limited	FLEX71	Yes	Unproven DSR CMU	17.36	1
Flexitricity Limited	FLEX72	Yes	Unproven DSR CMU	2.604	1
Flexitricity Limited	FLEX73	Yes	Unproven DSR CMU	8.68	1
Flexitricity Limited	FLEX74	Yes	Unproven DSR CMU	5.208	1
Flexitricity Limited	FLEX75	Yes	Unproven DSR CMU	17.36	1
Flexitricity Limited	FLEX76	Yes	Unproven DSR CMU	21.7	1
Flexitricity Limited	FLEX77	Yes	Unproven DSR CMU	17.36	1
Flexitricity Limited	FLEX78	Yes	Unproven DSR CMU	4.34	1
Flexitricity Limited	FLEX79	Yes	Unproven DSR CMU	3.472	1
Flexitricity Limited	FLEX80	Yes	Unproven DSR CMU	17.36	1
Flexitricity Limited	FLEX81	Yes	Unproven DSR CMU	6.944	1
Flexitricity Limited	FLEX82	Yes	Unproven DSR CMU	22.047	1
Flexitricity Limited	FLEX83	Yes	Unproven DSR CMU	3.906	1
Fulcrum Power Ltd	fulcru	Yes	Existing Generating CMU	6.747	1
Gateway Energy Centre Limited	IGGECL	No	New Build Generating CMU	N/A	N/A
GF Power Peaking Limited	PPBRIT	Yes	New Build Generating CMU	6.24	1
GF Power Peaking Limited	PPFLAT	Yes	New Build Generating CMU	2.723	1
GF Power Peaking Limited	PPHIDO	Yes	Existing Generating CMU	3.328	1
GF Power Peaking Limited	PPHULL	Yes	New Build Generating CMU	2.723	1
GF Power Peaking Limited	PPPLYM	Yes	New Build Generating CMU	5.219	1
GF Power Peaking Limited	PPTIRJ	Yes	New Build Generating CMU	7.336	1
GF Power Peaking Limited	PPTREG	Yes	New Build Generating CMU	3.782	1

Final Auction Results

Applicant Company	CMU ID	Capacity AG	CMU Classification	Capacity (MW)	Duration (Years)
GF Power Peaking Limited	PPWILL	Yes	New Build Generating CMU	6.051	1
Grangemouth CHP Limited	GCHPL1	Yes	Existing Generating CMU	128.316	1
Green Frog Power Limited	BRISTO	No	Existing Generating CMU	N/A	N/A
Green Frog Power Limited	DOWSTO	No	Existing Generating CMU	N/A	N/A
Green Frog Power Limited	GIRSTO	No	Existing Generating CMU	N/A	N/A
Green Frog Power Limited	HIRSTO	No	Existing Generating CMU	N/A	N/A
Green Frog Power Limited	HULSTO	No	Existing Generating CMU	N/A	N/A
Green Frog Power Limited	NORSTO	No	Existing Generating CMU	N/A	N/A
Green Frog Power Limited	PLYSTO	No	Existing Generating CMU	N/A	N/A
Green Frog Power Limited	SWASTO	No	Existing Generating CMU	N/A	N/A
Green Frog Power Limited	TIRSTO	No	Existing Generating CMU	N/A	N/A
Green Frog Power Limited	TRESTO	No	Existing Generating CMU	N/A	N/A
Green Frog Power Limited	WILSTO	No	Existing Generating CMU	N/A	N/A
Griffith Generation Limited	Griffi	No	New Build Generating CMU	N/A	N/A
Harbourne Power Limited	HARB01	Yes	New Build Generating CMU	15.126	15
Hirwaun Power Limited	HPL_01	No	New Build Generating CMU	N/A	N/A
Indian Queens Power Limited	INDQ-1	Yes	Existing Generating CMU	132.356	1
INEOS Nitriles (UK) Ltd	INEOS1	Yes	Existing Generating CMU	46.033	1
Infinis Alternative Energies Limited	BROST1	Yes	Existing Generating CMU	5.718	1
Infinis Alternative Energies Limited	BROST2	Yes	Existing Generating CMU	5.683	1
Keadby Generation Limited	FIDL-1	No	Existing Generating CMU	N/A	N/A
Keadby Generation Limited	FIDL-2	No	Existing Generating CMU	N/A	N/A
Keadby Generation Limited	FIDL-3	No	Existing Generating CMU	N/A	N/A
Keadby Generation Limited	FIDL3G	No	Existing Generating CMU	N/A	N/A
Keadby Generation Limited	FIDL-4	No	Existing Generating CMU	N/A	N/A
Keadby Generation Limited	KEAD-1	Yes	Existing Generating CMU	679.96	1
Keadby Generation Limited	KEAD-3	Yes	Existing Generating CMU	23.1	1
Keystone Power Limited	Keysto	Yes	Existing Generating CMU	19.577	1
Larigan Power Limited	LARI01	Yes	New Build Generating CMU	15.126	15
Leaffield Energy Limited	LEAFIE	Yes	New Build Generating CMU	5.672	15
Medway Power Limited	MEDP-1	Yes	Existing Generating CMU	623	1
Mercia Waste Management Ltd	MERC01	Yes	New Build Generating CMU	21.965	1
National Grid Interconnectors Limited	IFA_GB	Yes	Existing Interconnector CMU	1033.76	1
NEMO LINK LIMITED	NEMOGB	No	New Build Interconnector CMU	N/A	N/A
New Power Generation N01 Limited	TimetB	No	New Build Generating CMU	N/A	N/A
New Power Generation N01 Limited	TimetC	No	New Build Generating CMU	N/A	N/A
New Power Generation N02 Limited	WaterB	No	New Build Generating CMU	N/A	N/A
New Power Generation N03 Limited	YELLAA	No	New Build Generating CMU	N/A	N/A
New Power Generation N04 Limited	Northw	Yes	New Build Generating CMU	5.672	15
NG 1 Power Ltd	NG1POW	Yes	New Build Generating CMU	20	15
Noriker Power Ltd	NRKP01	Yes	New Build Generating CMU	18.908	15

Final Auction Results

Applicant Company	CMU ID	Capacity AG	CMU Classification	Capacity (MW)	Duration (Years)
Noriker Power Ltd	NRKP02	Yes	New Build Generating CMU	18.908	15
Noriker Power Ltd	NRKP04	Yes	New Build Generating CMU	14.181	15
Noriker Power Ltd	NRKP05	Yes	New Build Generating CMU	18.908	15
Npower Cogen (Hythe) Limited	HYTHE1	Yes	Existing Generating CMU	44.411	1
Npower Cogen Limited	BDGW01	Yes	Existing Generating CMU	42.673	1
Npower Cogen Limited	SEALS1	Yes	Existing Generating CMU	48.93	1
Nuclear Decommissioning Authority	NDACHP	Yes	Existing Generating CMU	97.66	1
Nuclear Decommissioning Authority	NDAHYD	Yes	Existing Generating CMU	24.008	1
Ogmore Power Limited	OGMO01	No	New Build Generating CMU	N/A	N/A
P3P Energy Management AE Limited	CASQ14	Yes	Existing Generating CMU	3.039	1
P3P Energy Management Limited	BREH14	Yes	Existing Generating CMU	13.41	1
Peak Gen Power 10 Limited	PGP10L	No	New Build Generating CMU	N/A	N/A
Peak Gen Power 12 Limited	PGP12L	Yes	New Build Generating CMU	18.908	15
Peak Gen Power 15 Limited	PGP15L	Yes	New Build Generating CMU	18.908	15
Peak Gen Power 16 Limited	PGP16L	Yes	New Build Generating CMU	15.126	15
Peak Gen Power 17 Limited	PGP17L	No	New Build Generating CMU	N/A	N/A
Peak Gen Power 18 Limited	PGP18L	Yes	New Build Generating CMU	18.908	15
Peak Gen Power 21 Limited	PGP21L	Yes	New Build Generating CMU	18.908	15
Peak Gen Power 22 Limited	PGP22L	Yes	New Build Generating CMU	18.908	15
Peak Gen Power 24 Limited	PGP24L	No	New Build Generating CMU	N/A	N/A
Peak Gen Power 25 Limited	PGP25L	No	New Build Generating CMU	N/A	N/A
Peak Gen Power 4 Limited	PGP4LD	No	New Build Generating CMU	N/A	N/A
Peak Gen Power 8 Limited	PGP8LD	Yes	New Build Generating CMU	18.908	15
Peak Gen Power 9 Limited	PGP9LD	No	New Build Generating CMU	N/A	N/A
Plutus Energy LTD	SELBY_	Yes	New Build Generating CMU	18.908	15
Power Balancing Services (Garnham Close) Limited	PBSGC2	Yes	New Build Generating CMU	5.553	14
Power Balancing Services Limited	PBSFR1	Yes	New Build Generating CMU	4.609	14
Power Balancing Services Limited	PBSSR1	Yes	New Build Generating CMU	2.758	14
Prime Energy Development Limited	PR_ALF	Yes	New Build Generating CMU	18.908	15
Prime Energy Development Limited	PR_BEL	Yes	New Build Generating CMU	18.908	15
Prime Energy Development Limited	PR_CEF	Yes	New Build Generating CMU	18.908	15
Prime Energy Development Limited	PR_CHE	Yes	New Build Generating CMU	18.908	15
Prime Energy Development Limited	PR_FOU	Yes	New Build Generating CMU	18.908	15
Prime Energy Development Limited	PR_HIN	Yes	New Build Generating CMU	18.908	15
Prime Energy Development Limited	PR_HYD	Yes	New Build Generating CMU	18.908	15
Progress Power Limited	PPL_01	No	New Build Generating CMU	N/A	N/A
Redlake Power Limited	REDO01	Yes	New Build Generating CMU	15.126	15
Regent Park Energy Limited	ARPPR2	Yes	Existing Generating CMU	4.817	1
Regent Park Energy Limited	ARPPR3	Yes	Existing Generating CMU	5.161	1
Regent Park Energy Limited	ARPPR4	Yes	Existing Generating CMU	3.821	1
Rhymney Power Limited	ARYPR1	Yes	Existing Generating CMU	9.314	1

Final Auction Results

Applicant Company	CMU ID	Capacity AG	CMU Classification	Capacity (MW)	Duration (Years)
Rocksavage Power Company Ltd	IGRPCL	Yes	Existing Generating CMU	738.7	1
Rolls-Royce Power Development Limited	BRIST1	Yes	Existing Generating CMU	40.498	1
Rolls-Royce Power Development Limited	CROYD1	Yes	Existing Generating CMU	46.81	1
Rolls-Royce Power Development Limited	DERBY1	Yes	Existing Generating CMU	52.184	1
Rolls-Royce Power Development Limited	EXETR1	Yes	Existing Generating CMU	46.705	1
Rolls-Royce Power Development Limited	HEART1	Yes	Existing Generating CMU	48.146	1
Rolls-Royce Power Development Limited	HEART2	Yes	Existing Generating CMU	47.201	1
Rolls-Royce Power Development Limited	VKING1	Yes	Existing Generating CMU	48.699	1
Rugeley Power Limited	RUGE-B	No	Existing Generating CMU	N/A	N/A
RWE Generation UK plc	ABTHMC	Yes	Existing Generating CMU	1490.4	1
RWE Generation UK plc	COWE01	Yes	Existing Generating CMU	66.178	1
RWE Generation UK plc	COWE02	No	Existing Generating CMU	N/A	N/A
RWE Generation UK plc	DIDC1G	Yes	Existing Generating CMU	23.635	1
RWE Generation UK plc	DIDC2G	Yes	Existing Generating CMU	23.635	1
RWE Generation UK plc	DIDC3G	Yes	Existing Generating CMU	23.635	1
RWE Generation UK plc	DIDC4G	Yes	Existing Generating CMU	23.635	1
RWE Generation UK plc	DIDCB5	Yes	Existing Generating CMU	712	1
RWE Generation UK plc	DIDCB6	Yes	Existing Generating CMU	667.5	1
RWE Generation UK plc	GYAR01	Yes	Existing Generating CMU	364.9	1
RWE Generation UK plc	LBAR01	Yes	Existing Generating CMU	691.135	1
RWE Generation UK plc	PEMB11	Yes	Existing Generating CMU	422.75	1
RWE Generation UK plc	PEMB21	Yes	Existing Generating CMU	422.75	1
RWE Generation UK plc	PEMB31	Yes	Existing Generating CMU	422.75	1
RWE Generation UK plc	PEMB41	Yes	Existing Generating CMU	422.75	1
RWE Generation UK plc	PEMB51	Yes	Existing Generating CMU	422.75	1
RWE Generation UK plc	STAY01	Yes	Existing Generating CMU	412.96	1
RWE Generation UK plc	STAY02	Yes	Existing Generating CMU	412.96	1
RWE Generation UK plc	STAY03	Yes	Existing Generating CMU	412.96	1
RWE Generation UK plc	STAY04	Yes	Existing Generating CMU	412.96	1
Saltend Cogeneration Company Limited	SALTND	Yes	Existing Generating CMU	1080	1
ScottishPower (DCL) Limited	SP_DC2	No	New Build Generating CMU	N/A	N/A
ScottishPower (DCL) Limited	SP-DCL	Yes	Existing Generating CMU	716.45	1
ScottishPower (SCPL) Limited	SP-SHO	Yes	Existing Generating CMU	378.25	1
ScottishPower Generation Limited	SP-BLA	Yes	Existing Generating CMU	53.736	1
ScottishPower Generation Limited	SP-CRU	Yes	Existing Generating CMU	425.172	1
ScottishPower Generation Limited	SP-GLE	Yes	Existing Generating CMU	20.478	1
ScottishPower Generation Limited	SP-KEN	Yes	Existing Generating CMU	20.51	1
ScottishPower Generation Limited	SP-RYH	Yes	Existing Generating CMU	636.35	1
ScottishPower Generation Limited	SP-TON	Yes	Existing Generating CMU	29.214	1
Seabank Power Limited	SEA1_2	Yes	Existing Generating CMU	1119.62	1
Selby Power Limited	SELB01	Yes	New Build Generating CMU	15.126	15

Final Auction Results

Applicant Company	CMU ID	Capacity AG	CMU Classification	Capacity (MW)	Duration (Years)
Sembcorp Utilities (UK) Limited	S19G01	Yes	Existing Generating CMU	37.8	1
Sembcorp Utilities (UK) Limited	S19G02	No	Existing Generating CMU	N/A	N/A
Sembcorp Utilities (UK) Limited	S19S11	Yes	Existing Generating CMU	19.828	1
SITA (Kirklees) Limited	SITA01	Yes	Existing Generating CMU	9.295	1
SITA Cornwall Limited	SITA06	Yes	New Build Generating CMU	17.572	15
SITA Suffolk Limited	SITA05	Yes	Existing Generating CMU	20.689	1
SITA Tees Valley Limited	SITA02	Yes	Existing Generating CMU	17.582	1
SITA West London Limited	SITA07	Yes	New Build Generating CMU	28.906	15
Snowdonia Pumped Hydro Limited_	SPHGR1	No	New Build Generating CMU	N/A	N/A
Spalding Energy Company Ltd	IGSECL	Yes	Existing Generating CMU	803.67	1
Spalding Energy Expansion Limited	IGSEEL	No	New Build Generating CMU	N/A	N/A
Spalding Energy Expansion Limited	IGSEEO	No	New Build Generating CMU	N/A	N/A
SSE Energy Supply Ltd.	MRWD-1	Yes	Existing Generating CMU	818.8	1
SSE Energy Supply Ltd.	SSEDS1	Yes	Unproven DSR CMU	43.4	1
SSE Energy Supply Ltd.	SSEDS2	No	Unproven DSR CMU	N/A	N/A
SSE Energy Supply Ltd.	SSEDS3	No	Unproven DSR CMU	N/A	N/A
SSE Energy Supply Ltd.	SSEDS4	No	Unproven DSR CMU	N/A	N/A
SSE Energy Supply Ltd.	SSEDS5	No	Unproven DSR CMU	N/A	N/A
SSE Generation Ltd.	CBEU01	Yes	Existing Generating CMU	16.125	1
SSE Generation Ltd.	CBEU02	Yes	Existing Generating CMU	16.125	1
SSE Generation Ltd.	CLAC-1	Yes	Existing Generating CMU	33.948	1
SSE Generation Ltd.	CLUNIE	Yes	Existing Generating CMU	51.94	1
SSE Generation Ltd.	ERRO-1	Yes	Existing Generating CMU	21.218	1
SSE Generation Ltd.	ERRO-2	Yes	Existing Generating CMU	21.218	1
SSE Generation Ltd.	ERRO-3	Yes	Existing Generating CMU	21.218	1
SSE Generation Ltd.	FASN-1	Yes	Existing Generating CMU	19.52	1
SSE Generation Ltd.	FASN-2	Yes	Existing Generating CMU	19.52	1
SSE Generation Ltd.	FASN-3	Yes	Existing Generating CMU	19.52	1
SSE Generation Ltd.	FOYE-1	Yes	Existing Generating CMU	144.945	1
SSE Generation Ltd.	FOYE-2	Yes	Existing Generating CMU	144.945	1
SSE Generation Ltd.	GLENMS	Yes	Existing Generating CMU	33.702	1
SSE Generation Ltd.	INAW-1	Yes	Existing Generating CMU	22.915	1
SSE Generation Ltd.	LCHART	Yes	Existing Generating CMU	28.856	1
SSE Generation Ltd.	LOCHAY	Yes	Existing Generating CMU	39.889	1
SSE Generation Ltd.	PEHE-1	No	Existing Generating CMU	N/A	N/A
SSE Generation Ltd.	RANN-1	Yes	Existing Generating CMU	13.579	1
SSE Generation Ltd.	RANN-2	Yes	Existing Generating CMU	13.579	1
SSE Generation Ltd.	RANN-3	Yes	Existing Generating CMU	13.579	1
SSE Generation Ltd.	SLOY-1	Yes	Existing Generating CMU	33.948	1
SSE Generation Ltd.	SLOY-2	Yes	Existing Generating CMU	33.948	1
SSE Generation Ltd.	SLOY-3	Yes	Existing Generating CMU	33.948	1

Final Auction Results

Applicant Company	CMU ID	Capacity AG	CMU Classification	Capacity (MW)	Duration (Years)
SSE Generation Ltd.	SLOY-4	Yes	Existing Generating CMU	27.583	1
SSE Generation Ltd.	TUMB-1	Yes	Existing Generating CMU	14.428	1
SSE Generation Ltd.	TUMB-2	Yes	Existing Generating CMU	14.428	1
SSEPG (Operations) Limited	BURGH1	Yes	Existing Generating CMU	44.472	1
SSEPG (Operations) Limited	CHICK1	Yes	Existing Generating CMU	44.472	1
SSEPG (Operations) Limited	CHIPN1	Yes	Existing Generating CMU	9.454	1
SSEPG (Operations) Limited	THATM1	Yes	Existing Generating CMU	8.314	1
Statkraft Markets GmbH	RHEIG2	Yes	Existing Generating CMU	18.116	1
Statkraft Markets GmbH	RHEIG3	Yes	Existing Generating CMU	17.783	1
Sudmeadow Limited	SudmeA	Yes	New Build Generating CMU	19.152	15
Sudmeadow Limited	SudmeB	Yes	New Build Generating CMU	12.312	15
Sudmeadow Limited	SudmeC	Yes	New Build Generating CMU	5.472	15
Thorpe Marsh Power Limited	THORMA	No	New Build Generating CMU	N/A	N/A
Tillingham Power Limited	TILL01	Yes	New Build Generating CMU	15.126	15
TP LEASECO LIMITED	GLAS15	Yes	New Build Generating CMU	9.9	15
TP LEASECO LIMITED	HARV15	Yes	New Build Generating CMU	9.9	15
Trafalgar Park Power Limited	TrafaA	Yes	New Build Generating CMU	9.013	15
Trafalgar Park Power Limited	TrafaB	Yes	New Build Generating CMU	3.863	15
UK Power Reserve Limited	UKPR01	Yes	Existing Generating CMU	10	1
UK Power Reserve Limited	UKPR02	Yes	Existing Generating CMU	9.65	1
UK Power Reserve Limited	UKPR03	Yes	Existing Generating CMU	9.953	1
UK Power Reserve Limited	UKPR04	Yes	Existing Generating CMU	10	1
UK Power Reserve Limited	UKPR05	Yes	Existing Generating CMU	9.513	1
UK Power Reserve Limited	UKPR06	Yes	Existing Generating CMU	9.955	1
UK Power Reserve Limited	UKPR07	Yes	Existing Generating CMU	3.782	1
UK Power Reserve Limited	UKPR08	Yes	Existing Generating CMU	9.17	1
UK Power Reserve Limited	UKPR09	Yes	Existing Generating CMU	9.487	1
UK Power Reserve Limited	UKPR10	Yes	Existing Generating CMU	8.646	1
UK Power Reserve Limited	UKPR11	Yes	Existing Generating CMU	7.5	1
UK Power Reserve Limited	UKPR12	No	Refurbishing Generating CMU	N/A	N/A
UK Power Reserve Limited	UKPR14	No	Refurbishing Generating CMU	N/A	N/A
UK Power Reserve Limited	UKPR15	No	Refurbishing Generating CMU	N/A	N/A
UK Strategic Reserve Limited	UKSR10	No	New Build Generating CMU	N/A	N/A
UK Strategic Reserve Limited	UKSR11	Yes	New Build Generating CMU	18.908	15
UK Strategic Reserve Limited	UKSR12	Yes	New Build Generating CMU	18.908	15
UK Strategic Reserve Limited	UKSR16	No	New Build Generating CMU	N/A	N/A
UK Strategic Reserve Limited	UKSR18	No	New Build Generating CMU	N/A	N/A
UK Strategic Reserve Limited	UKSR20	Yes	New Build Generating CMU	18.908	15
UK Strategic Reserve Limited	UKSR23	Yes	New Build Generating CMU	18.908	15
UK Strategic Reserve Limited	UKSR24	Yes	New Build Generating CMU	18.908	15
UK Strategic Reserve Limited	UKSR25	No	New Build Generating CMU	N/A	N/A

Final Auction Results

Applicant Company	CMU ID	Capacity AG	CMU Classification	Capacity (MW)	Duration (Years)
UK Strategic Reserve Limited	UKSR26	Yes	New Build Generating CMU	18.908	15
UK Strategic Reserve Limited	UKSR27	Yes	New Build Generating CMU	18.908	15
UK Strategic Reserve Limited	UKSR28	Yes	New Build Generating CMU	18.908	15
VEOLIA UK Limited	DCPS01	Yes	Existing Generating CMU	3.285	1
VEOLIA UK Limited	HAMP01	Yes	Existing Generating CMU	29.3	1
VEOLIA UK Limited	NEWH01	Yes	Existing Generating CMU	13.443	1
VEOLIA UK Limited	STAF01	Yes	Existing Generating CMU	26.43	1
VPI Immingham LLP	ICHP01	Yes	Existing Generating CMU	1188	1
Waterswallows Energy Limited	water1	Yes	New Build Generating CMU	14	15
Wednesbury Power Ltd	WEDNES	Yes	New Build Generating CMU	19.778	15
Winnington CHP Limited	WINCHP	Yes	Refurbishing Generating CMU	85.749	1
Wolverhampton Power Limited	WOLV01	No	New Build Generating CMU	N/A	N/A