

Final Auction Results

T-4 Capacity Market Auction for 2020/21



Contents

Executive Summary.....	3
The Auction Clearing Price.....	4
The Aggregate Bidding Capacity of CMUs Awarded Capacity Agreements.....	5
The CMUs to which Capacity Agreements have been Awarded.....	7
The Duration of Agreements Awarded.....	7
Capacity that Exited the Auction above the Clearing Price.....	9
Appendix A – Complete List of CMUs and their Status.....	11

Executive Summary

National Grid in its role as EMR Delivery Body is required by the Capacity Market Rules 2014 (Rule 5.10.6), unless instructed to the contrary pursuant to the Regulations, to publish the results of the Capacity Market Auction and to make these results public. This report discharges that obligation.

The T-4 Capacity Auction for delivery in 2020/21 concluded on 8th December 2016, 14:30 GMT. This report is to be published 8 Working Days following the conclusion of the Capacity Market Auction, the "Auction Results Day", Tuesday 20th December 2016.

The results of the auction are as follows, where all prices are in 2015/16 prices and any capacity figure refers to de-rated capacity, unless otherwise stated.

- a)** The Clearing Price is: **£22.50 kW / year** (2015/16 Prices).
- b)** The aggregate Capacity of Capacity Market Units awarded Capacity Agreements is: **52,425.302 MW**.
- c)** The total forecast cost of Capacity Agreements awarded (being the product of the Clearing Price and the Aggregate Bidding Capacity of Capacity Agreements awarded) is: **£1,179,569,295**
- d)** The CMUs to which a Capacity Agreement has been awarded and the duration of those Capacity Agreements are listed in Appendix A.

In addition to the results presented above, National Grid is required under Capacity Market Rule 5.10.3 to report any CMUs that were removed from the IT Auction System under Capacity Market Rule 5.3.3. The Auction concluded without any CMUs being removed from the system by National Grid.

The results of the Capacity Auction have been added to the Capacity Market Register, available at www.emrdeliverybody.com

The remainder of this report gives further detail on the Capacity Market Auction Clearing, how the Clearing Price was reached and what makes up the capacity that has been procured.

The Auction Clearing Price

The Clearing Price is: **£22.50 kW / year** (2015/16 Prices).

The 2016 T-4 Auction Cleared in Bidding Round 11 on the 8th December 2016, 14:30 GMT.

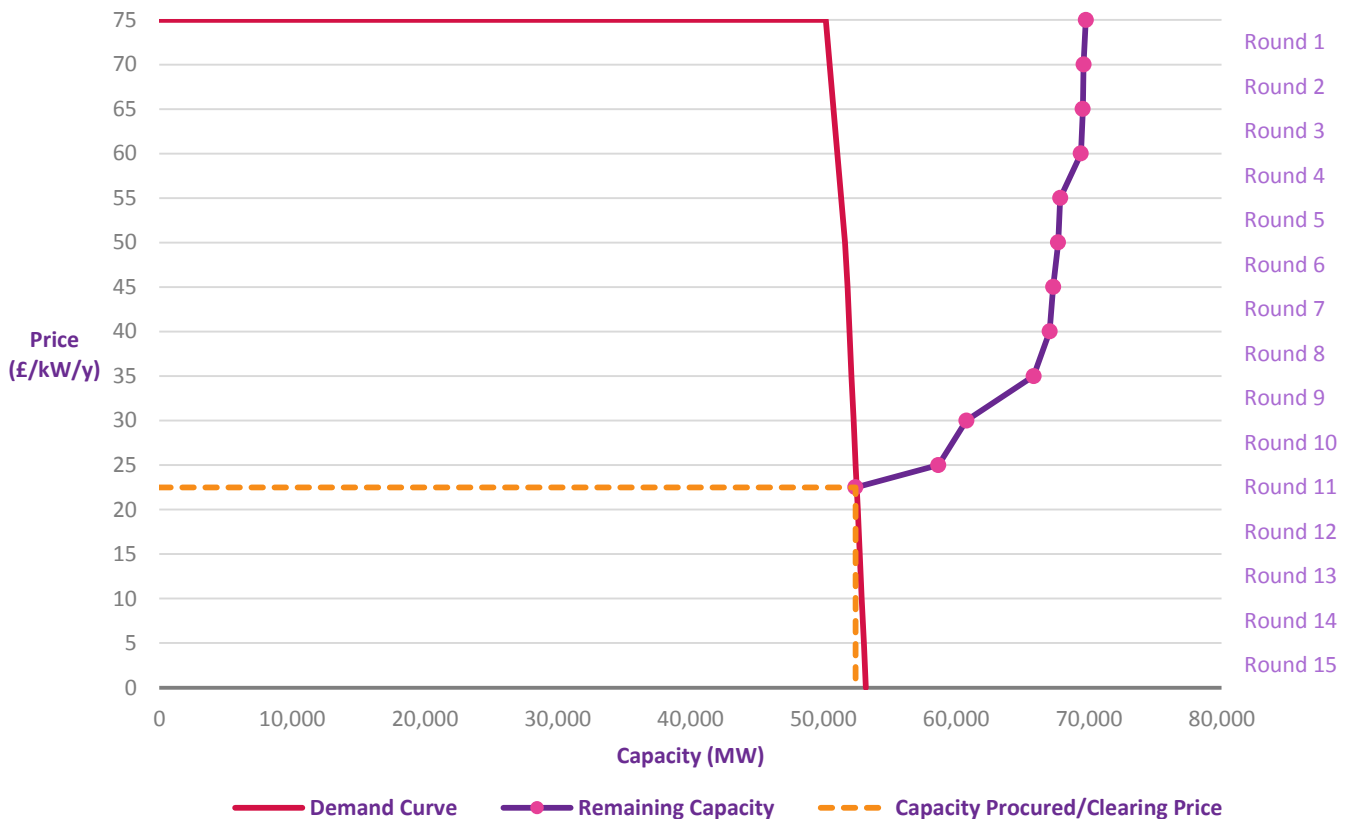
The Auction did not clear with an exact match of Offered Capacity and target capacity (“Clearing Capacity”) and so the Net Welfare Algorithm was used to determine price and volume.

The Net Welfare Algorithm evaluates the integral specified in Rule 5.9.6 to determine whether to include the marginal unit. The algorithm subtracts the additional cost of procuring the marginal unit from the welfare gained by procuring the marginal unit. If the result is positive i.e. the welfare gained by procuring the additional unit outweighs the cost, the unit is included, and the Clearing Price is set to the Exit Bid Price of that unit.

The result of the Net Welfare Algorithm was negative and the marginal unit has not been procured.

Figure 1 shows the Demand Curve and the supply curve. The supply curve is found by cumulatively adding the Bidding Capacities of CMUs, according to their Exit Ranking.

Figure 1: Demand and Possible Supply Range



The Aggregate Bidding Capacity of CMUs Awarded Agreements

The Aggregate Bidding Capacity of CMUs awarded Capacity Agreements is: **52,425.302 MW**.

A total of **69,777.050 MW** entered the Auction, of which **75.13%** received Capacity Agreements for delivery in 2020/21.

Figure 2: Breakdown of the Capacity Entering the Auction Awarded Agreements

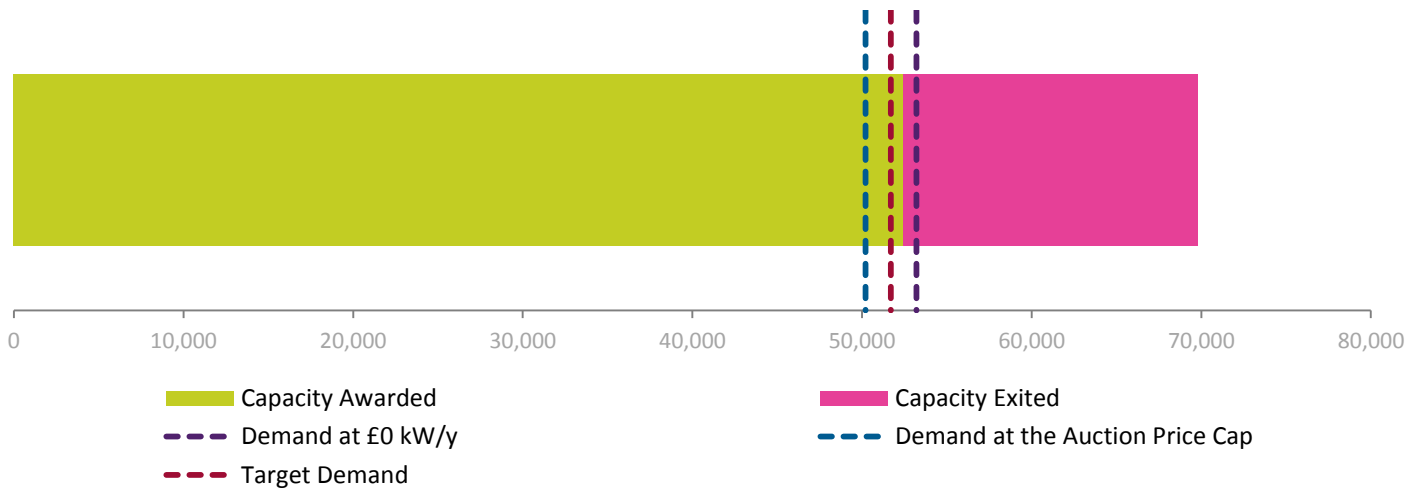


Figure 3 and Table 1 show the breakdown of the Total Awarded Capacity Agreements by CMU Type. A mixture of new and existing Capacity was procured. **4,779.405 MW** of the volume of Capacity Agreements awarded is for new or refurbishing capacity. This is the sum of the capacity of CMUs that have been awarded agreements that are Refurbishing, Unproven DSR or New Build CMUs. This excludes CMUs which have only been awarded a Capacity Agreement for their Pre-Refurbishment component.

Figure 3: Breakdown of Awarded Capacity by CMU Type

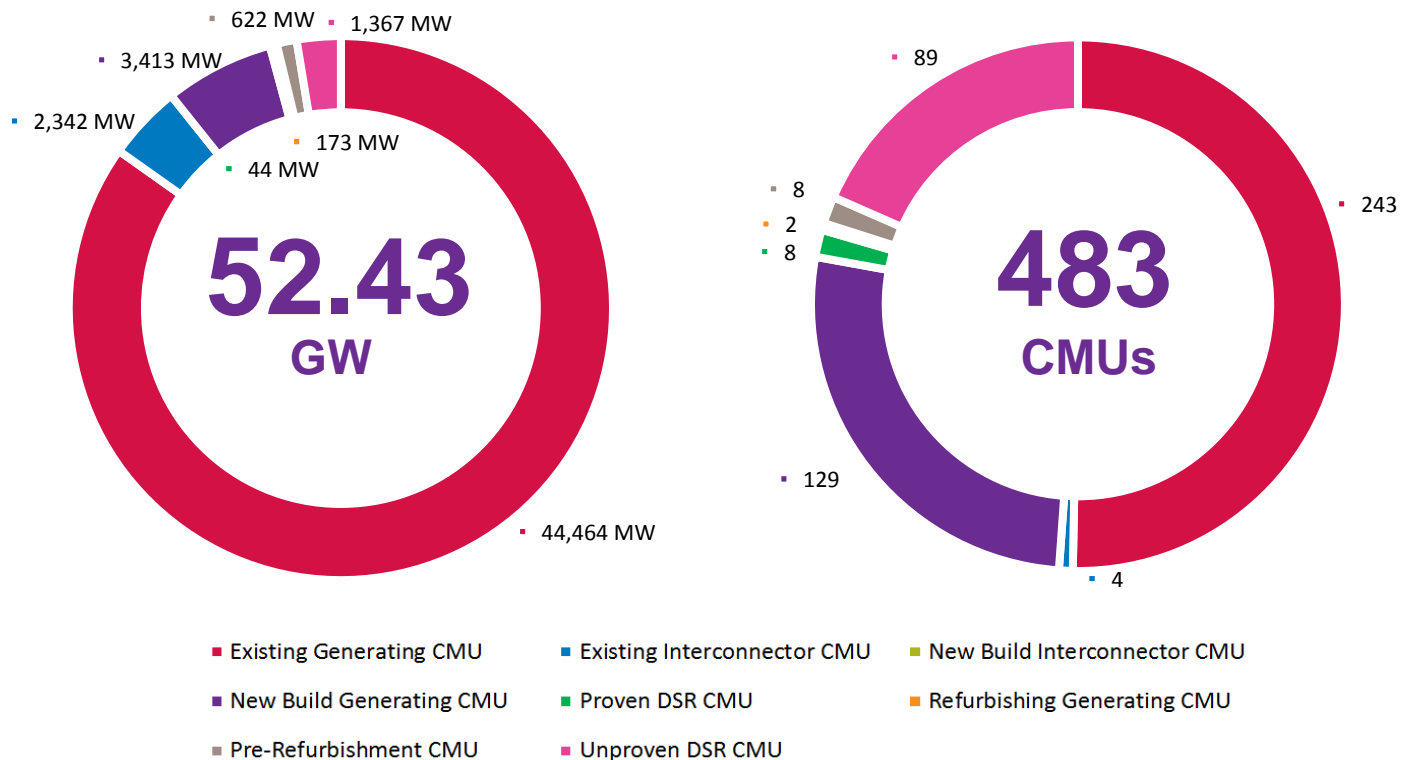
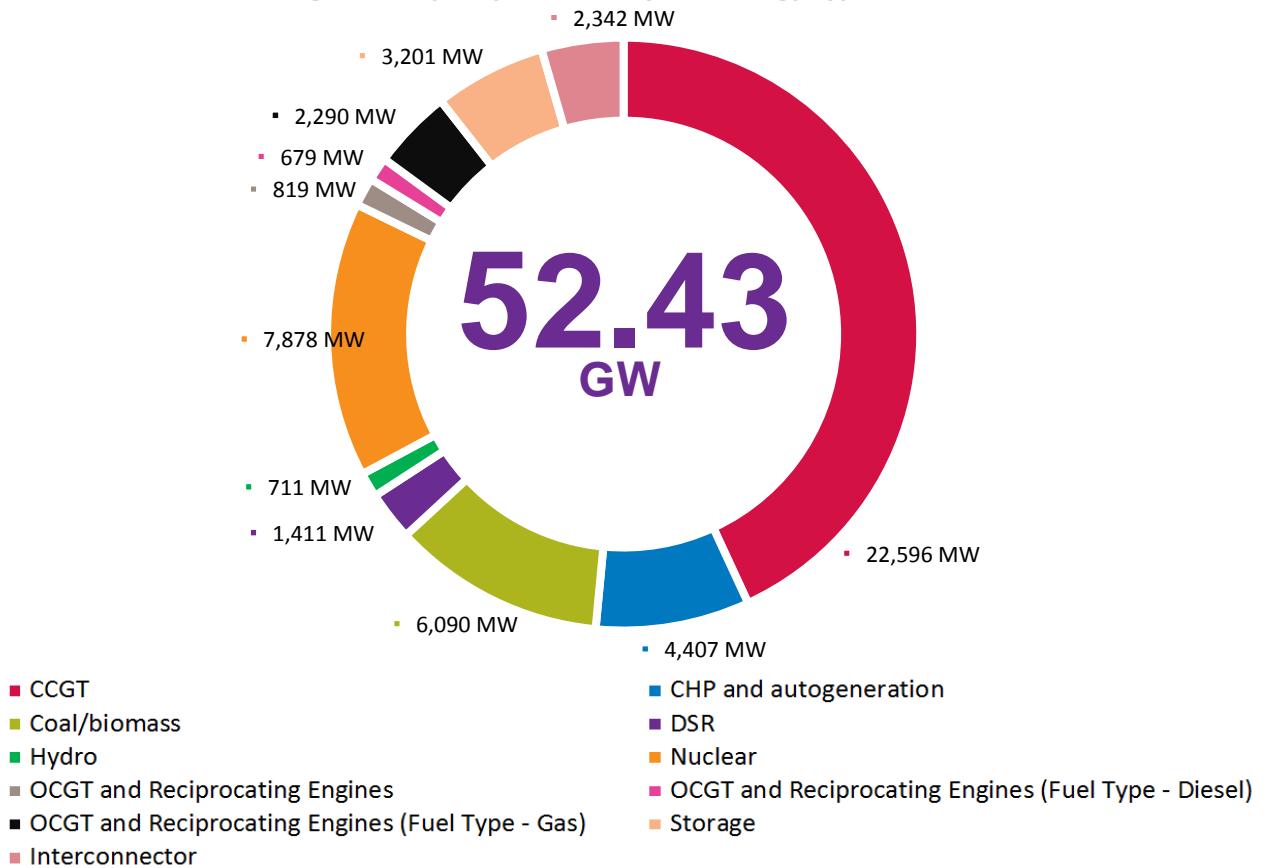


Table 1: Breakdown of Awarded Capacity by CMU Classification

CMU Type	Capacity (MW)	%	No. of CMUs	%
Existing Generating	44,464.301	84.81	243	50.31
Existing Interconnector	2,342.100	4.47	4	0.83
New Build Interconnector	0.000	0.00	0	0.00
New Build Generating	3,412.520	6.51	129	26.71
Proven DSR	44.068	0.08	8	1.66
Refurbishing Generating	173.322	0.33	2	0.41
Pre-Refurbishment	622.106	1.19	8	1.66
Unproven DSR	1,366.885	2.61	89	18.43

Figure 4 shows the breakdown of CMUs awarded Capacity Agreements by Technology Type.

Figure 4: Capacity Awarded by Technology Type



The majority of the Capacity Agreements awarded, by capacity, are to CCGT components.

Table 2: Breakdown of Awarded Capacity by CMU Type

CMU Type	Capacity (MW)	%
CCGT	22,596.060	43.10
CHP and autogeneration	4,407.487	8.41
Coal/biomass	6,089.654	11.62
DSR	1,410.953	2.69
Hydro	711.301	1.36
Nuclear	7,878.366	15.03
OCGT & Recip (Other)	819.264	1.56
OCGT & Recip (Diesel)	678.882	1.29
OCGT & Recip (Gas)	2,290.196	4.37
Storage	3,201.039	6.11
Interconnector	2,342.100	4.47

The CMUs to which Capacity Agreements have been Awarded

A List of the CMUs and their status has been included in Appendix A. In total there are 483 CMUs that have been awarded Capacity Agreements, from 166 Applicant Companies.

The Duration of Agreements Awarded

The duration of the Capacity Agreement received for each CMU is listed in Appendix A. 74.12% of CMUs that received Capacity Agreements were for a duration of 1 year, 0.21% for 12 years and 25.67% 15 years.

Table 3: Breakdown of Awarded Capacity by Duration

Duration	Capacity (MW)	%	No. of CMUs	%
1 Year	49,776.546	94.95	358	74.12
2 Years	0.000	0.00	0	0.00
3 Years	0.000	0.00	0	0.00
4 Years	0.000	0.00	0	0.00
5 Years	0.000	0.00	0	0.00
6 Years	0.000	0.00	0	0.00
7 Years	0.000	0.00	0	0.00
8 Years	0.000	0.00	0	0.00
9 Years	0.000	0.00	0	0.00
10 Years	0.000	0.00	0	0.00
11 Years	0.000	0.00	0	0.00
12 Years	33.397	0.06	1	0.21
13 Years	0.000	0.00	0	0.00
14 Years	0.000	0.00	0	0.00
15 Years	2,615.359	4.99	124	25.67

Capacity Agreements with duration of more than one year provide capacity in additional Delivery Years to 2020/21. The volume of Capacity Agreements awarded in this auction for Delivery Years 2020/21– 2034/35 are shown in Figure 5 and Table 4.

Figure 5: Volume of Capacity Procured by Delivery Year

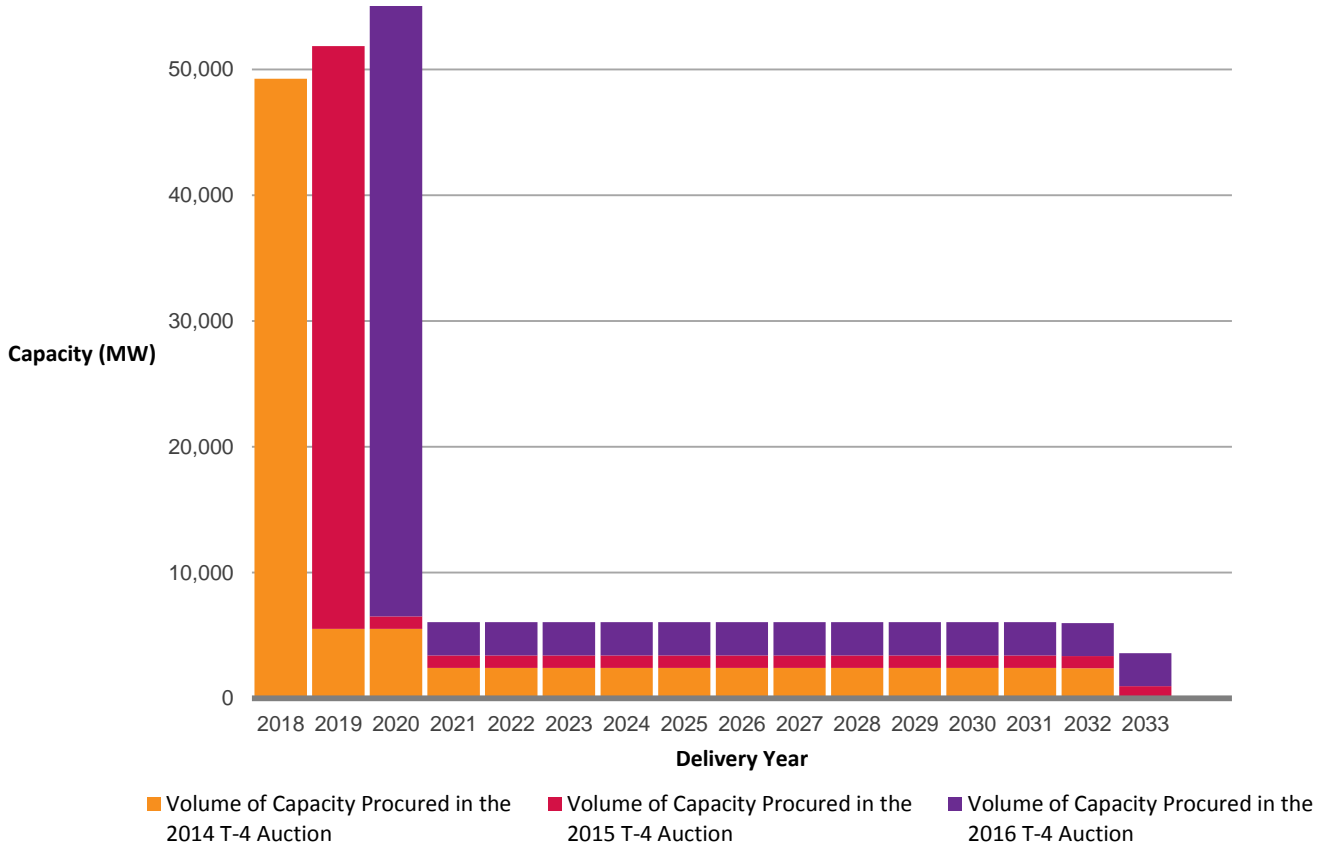


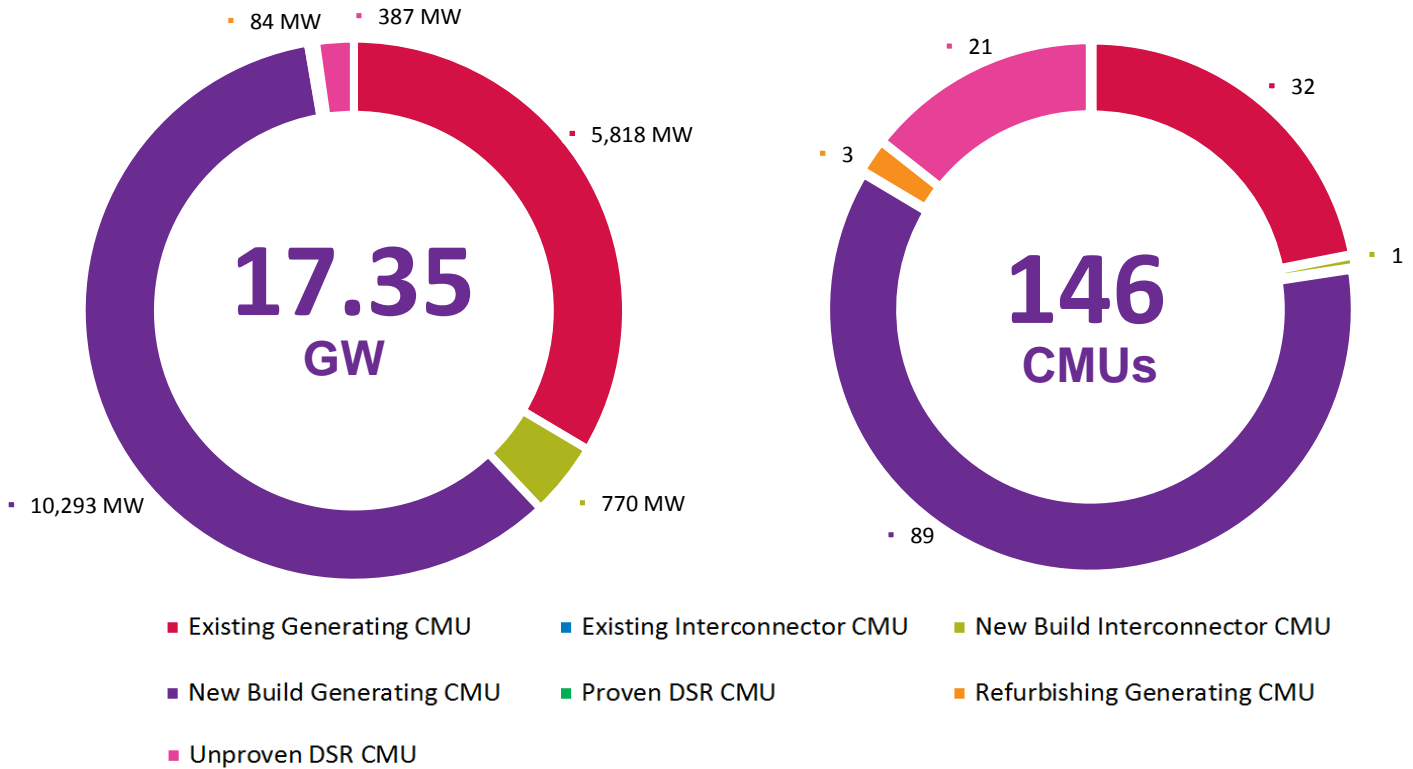
Table 4: Capacity Procured by Delivery Year

Delivery Year	T-4 2014 (MW)	T-4 2015 (MW)	T-4 2016 (MW)	Total
2018	49,258.938	-	-	49,258.938
2019	5,524.317	46,353.569	-	51,877.886
2020	5,524.317	982.520	52,425.302	58,932.139
2021	2,423.296	982.520	2,648.756	6,054.572
2022	2,423.296	982.520	2,648.756	6,054.572
2023	2,423.296	982.520	2,648.756	6,054.572
2024	2,423.296	982.520	2,648.756	6,054.572
2025	2,423.296	982.520	2,648.756	6,054.572
2026	2,423.296	982.520	2,648.756	6,054.572
2027	2,423.296	982.520	2,648.756	6,054.572
2028	2,423.296	982.520	2,648.756	6,054.572
2029	2,423.296	982.520	2,648.756	6,054.572
2030	2,423.296	982.520	2,648.756	6,054.572
2031	2,423.296	982.520	2,648.756	6,054.572
2032	2,391.004	982.520	2,615.359	5,988.883
2033	-	969.600	2,615.359	3,584.959
2034	-	-	2,615.359	2,615.359

Capacity that Exited the Auction above the Clearing Price

A total of **17,351.748 MW** exited the auction above the clearing price. This Capacity is broken down by CMU Classification and Technology Type below.

Figure 6: Breakdown of Exited Capacity by CMU Type



CMU TYPE	Capacity (MW)	%	No. of CMUs	%
Existing Generating	5,817.744	33.53	32	21.19
Existing Interconnector	0.000	0.00	0	0.00
New Build Interconnector	770.000	4.44	1	0.66
New Build Generating	10,293.029	59.32	89	58.94
Proven DSR	0.000	0.00	0	0.00
Refurbishing Generating *	83.502	0.48	8	5.30
Unproven DSR	387.473	2.23	21	13.91

* Refurbishing Generating capacity figure includes CMUs that have moved from a Refurbishing to Pre-Refurbishing a state

New Build Generating CMUs make up the largest group of Capacity that Exited the Auction by Classification.

Figure 7: Breakdown of Exited Capacity by Technology Type

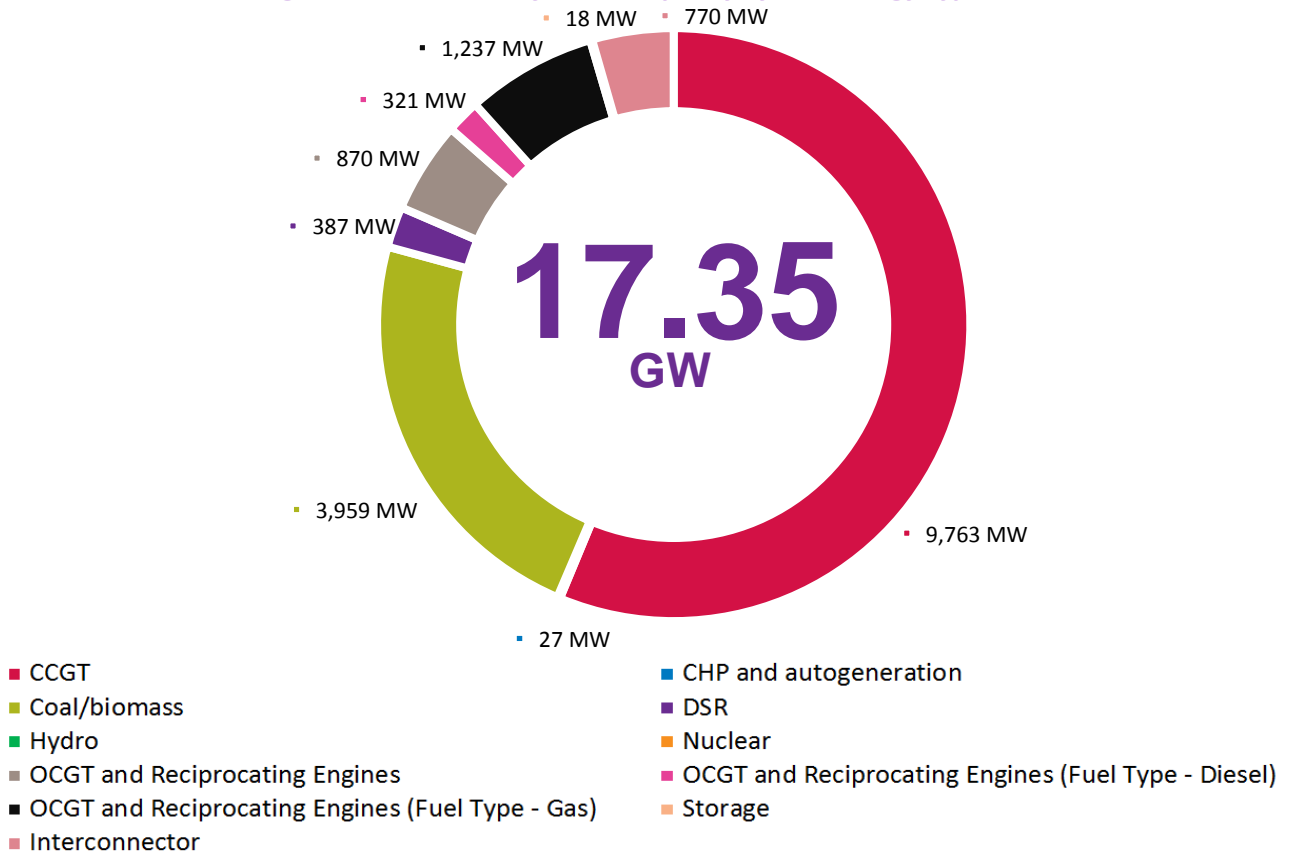


Table 6: Capacity Exited by Technology Type

CMU Type	Capacity (MW)	%
CCGT	9,762.715	56.26
CHP and autogeneration	26.694	0.15
Coal/biomass	3,959.056	22.82
DSR	387.473	2.23
Hydro	0.000	0.00
Nuclear	0.000	0.00
OCGT & Reip (Other)	870.043	5.01
OCGT & Recip (Diesel)	320.780	1.85
OCGT & Recip (Gas)	1,236.692	7.13
Storage	18.295	0.11
Interconnector	770.000	4.44

The Technology Type exiting the largest overall volume of capacity from the auction was CCGT (9763 MW).

Appendix A – Complete List of CMUs and their Status.

Note: Where a Capacity Agreement (AG) has been awarded the Capacity and duration are the Capacity and duration

Applicant Company	CMU ID	Capacity AG	CMU Classification	Capacity (MW)	Duration (Years)
AGR Peak Power LTD	elms11	No	New Build Generating CMU	N/A	N/A
AGR Peak Power LTD	cavrd2	No	New Build Generating CMU	N/A	N/A
AGR Peak Power LTD	cavrd1	No	New Build Generating CMU	N/A	N/A
Alkane Energy UK Limited	ALKE08	Yes	Existing Generating CMU	3.442	1
Alkane Energy UK Limited	AUKN11	Yes	New Build Generating CMU	5.65	15
Alkane Energy UK Limited	AUKN15	Yes	New Build Generating CMU	5.65	15
Alkane Energy UK Limited	AUKN16	No	New Build Generating CMU	N/A	N/A
Alkane Energy UK Limited	AUKPR6	Yes	Existing Generating CMU	2.205	1
Alkane Energy UK Limited	AUKPR7	Yes	Existing Generating CMU	8.164	1
Alkane Energy UK Limited	AUKPR8	Yes	Existing Generating CMU	3.517	1
Alkane Energy UK Limited	AUKPR9	Yes	Existing Generating CMU	9.22	1
AMP Energy Services Ltd	AMPHUL	No	New Build Generating CMU	N/A	N/A
AMP Energy Services Ltd	AMPIMM	No	New Build Generating CMU	N/A	N/A
AMP Energy Services Ltd	AMPOCE	No	New Build Generating CMU	N/A	N/A
Balance Power Limited	IPSW-A	Yes	New Build Generating CMU	18.834	15
BALBY POWER LIMITED	BALB01	Yes	New Build Generating CMU	9.417	15
Barton Hill Way Limited	AF3001	Yes	New Build Generating CMU	19.663	15
Battery Energy Storage Services 4 Limited	B4PT3C	Yes	New Build Generating CMU	33.397	12
Bio Dynamic Power Limited	Biody1	Yes	New Build Generating CMU	18.834	15
Birmingham District Energy Company Limited	CE5010	Yes	Existing Generating CMU	5.169	1
Briscoe Energy Limited	BG3002	No	New Build Generating CMU	N/A	N/A
British Gas Trading Limited	BGTL01	No	Unproven DSR CMU	N/A	N/A
British Gas Trading Limited	BGTL03	No	Unproven DSR CMU	N/A	N/A
British Sugar plc	BSBU17	Yes	Existing Generating CMU	55.549	1
BritNed Development Limited	Brit16	Yes	Existing Interconnector CMU	888	1
Bury Power Limited	BURY02	No	New Build Generating CMU	N/A	N/A
BYGEN POWER (TREGREEN) LIMITED	BYGEN1	Yes	New Build Generating CMU	18.834	15
Calon Energy Limited	BAGE1b	Yes	Refurbishing Generating CMU	468	1
Calon Energy Limited	BAGE2b	Yes	Existing Generating CMU	30.417	1
Calon Energy Limited	SUTB1Z	Yes	Existing Generating CMU	737.1	1
Calon Energy Limited	SVR10Z	Yes	Existing Generating CMU	382.5	1
Calon Energy Limited	SVR20Z	Yes	Existing Generating CMU	382.5	1
Cargill PLC	CarGe1	Yes	Existing Generating CMU	25.11	1
CARRHILL POWER LIMITED	CARR12	Yes	New Build Generating CMU	18.834	15
Carrington Power Limited	CARR01	Yes	New Build Generating CMU	409.5	1
Carrington Power Limited	CARR02	Yes	New Build Generating CMU	409.5	1
Centrica Barry Limited	EBRYP2	No	Existing Generating CMU	N/A	N/A
Centrica Brigg Limited	EBRGG2	Yes	Existing Generating CMU	93.228	1
Centrica Brigg Limited	EFR-RO	Yes	New Build Generating CMU	48.049	15
Centrica Distributed Generation Limited	DG-BRI	Yes	New Build Generating CMU	45.672	15
Centrica Distributed Generation Limited	DG-PET	Yes	New Build Generating CMU	45.672	15

Final Auction Results

Applicant Company	CMU ID	Capacity AG	CMU Classification	Capacity (MW)	Duration (Years)
Centrica Distributed Generation Limited	DG-ROO	No	New Build Generating CMU	N/A	N/A
Centrica KL Limited	KLYNA2	Yes	New Build Generating CMU	333	15
Centrica Langage Limited	TLAGA1	Yes	Existing Generating CMU	814.5	1
Centrica PB Limited	PETEM2	No	Existing Generating CMU	N/A	N/A
Centrica SHB Limited	SHB1_2	Yes	Existing Generating CMU	1260	1
Citigen (London) Limited	CIT001	Yes	Existing Generating CMU	7.586	1
Clyne Power Limited	CLYN02	No	New Build Generating CMU	N/A	N/A
Corby Power Limited	CORBY1	Yes	Existing Generating CMU	366.3	1
Coryton Energy Company Ltd	IGCOSO	Yes	Existing Generating CMU	703.8	1
CREYKE BECK POWER LIMITED	SEL002	Yes	New Build Generating CMU	47.076	15
Culvery Power Limited	CULV02	No	New Build Generating CMU	N/A	N/A
Dafen Reserve Power Limited	DAFE02	Yes	Existing Generating CMU	9.417	1
Darent Power Limited	ADPPR2	No	Existing Generating CMU	N/A	N/A
Dee Power Limited	DEEP02	No	New Build Generating CMU	N/A	N/A
Dockside Power Limited	EK3005	No	New Build Generating CMU	N/A	N/A
Dockside Power Limited	FL3006	No	New Build Generating CMU	N/A	N/A
Down Barn Limited	GM3007	Yes	New Build Generating CMU	18.834	15
Drax Power Limited	DX0516	Yes	Existing Generating CMU	557.843	1
Drax Power Limited	DX0616	Yes	Existing Generating CMU	556.588	1
Drax Power Limited	DX0916	Yes	Existing Generating CMU	28.752	1
Drax Power Limited	DX1016	Yes	Existing Generating CMU	29.786	1
Drax Power Limited	DX1216	Yes	Existing Generating CMU	29.786	1
E.ON Connecting Energies Limited	QMC001	Yes	Existing Generating CMU	3.969	1
E.ON UK CHP Limited	BBMBAT	Yes	New Build Generating CMU	9.629	15
E.ON UK CHP Limited	POL001	Yes	Existing Generating CMU	29.344	1
E.ON UK Cogeneration Ltd	BRD001	Yes	Existing Generating CMU	2.133	1
E.ON UK Cogeneration Ltd	CAST01	No	Existing Generating CMU	N/A	N/A
E.ON UK Cogeneration Ltd	SAND01	No	Existing Generating CMU	N/A	N/A
E.ON UK Cogeneration Ltd	THR001	No	Existing Generating CMU	N/A	N/A
E.ON UK Plc	CEN002	Yes	Existing Generating CMU	2.656	1
E.ON UK Plc	DSR007	Yes	Unproven DSR CMU	25	1
E.ON UK Plc	DSR008	Yes	Unproven DSR CMU	25	1
E.ON UK Plc	DSR009	Yes	Unproven DSR CMU	20	1
E.ON UK Plc	DSR010	Yes	Unproven DSR CMU	20	1
E.ON UK Plc	DSR011	Yes	Unproven DSR CMU	10	1
E.ON UK Plc	DSR012	No	Unproven DSR CMU	N/A	N/A
E.ON UK Plc	DSR013	Yes	Unproven DSR CMU	7	1
E.ON UK Plc	DSR014	Yes	Unproven DSR CMU	7	1
E.ON UK Plc	DSR015	Yes	Unproven DSR CMU	7	1
E.ON UK Plc	DSR016	Yes	Unproven DSR CMU	7	1
E.ON UK Plc	DSR017	Yes	Unproven DSR CMU	7	1

Final Auction Results

Applicant Company	CMU ID	Capacity AG	CMU Classification	Capacity (MW)	Duration (Years)
E.ON UK Plc	DSR018	Yes	Unproven DSR CMU	7	1
E.ON UK Plc	DSR019	Yes	Unproven DSR CMU	5	1
E.ON UK Plc	DSR020	Yes	Unproven DSR CMU	5	1
E.ON UK Plc	DSR021	Yes	Unproven DSR CMU	5	1
E.ON UK Plc	DSR022	Yes	Unproven DSR CMU	4	1
E.ON UK Plc	DSR023	Yes	Unproven DSR CMU	4	1
East London Energy Limited	CES006	Yes	Existing Generating CMU	2.851	1
East London Energy Limited	CES007	Yes	Existing Generating CMU	5.09	1
EDF Energy (West Burton Power) Limited	WB4C16	Yes	New Build Generating CMU	47.182	15
EDF Energy Nuclear Generation Limited	DN2116	Yes	Existing Generating CMU	462.215	1
EDF Energy Nuclear Generation Limited	DN2216	Yes	Existing Generating CMU	465.864	1
EDF Energy Nuclear Generation Limited	HP7-16	Yes	Existing Generating CMU	450.698	1
EDF Energy Nuclear Generation Limited	HP8-16	Yes	Existing Generating CMU	444.362	1
EDF Energy Nuclear Generation Limited	HR1-16	Yes	Existing Generating CMU	510.44	1
EDF Energy Nuclear Generation Limited	HR2-16	Yes	Existing Generating CMU	510.908	1
EDF Energy Nuclear Generation Limited	HU7-16	Yes	Existing Generating CMU	452.563	1
EDF Energy Nuclear Generation Limited	HU8-16	Yes	Existing Generating CMU	453.464	1
EDF Energy Nuclear Generation Limited	HY1116	Yes	Existing Generating CMU	433.301	1
EDF Energy Nuclear Generation Limited	HY1216	Yes	Existing Generating CMU	502.543	1
EDF Energy Nuclear Generation Limited	HY2716	Yes	Existing Generating CMU	545.803	1
EDF Energy Nuclear Generation Limited	HY2816	Yes	Existing Generating CMU	546.171	1
EDF Energy Nuclear Generation Limited	SZ1-16	Yes	Existing Generating CMU	519.658	1
EDF Energy Nuclear Generation Limited	SZ2-16	Yes	Existing Generating CMU	519.658	1
EDF Energy Nuclear Generation Limited	TN1-16	Yes	Existing Generating CMU	525.93	1
EDF Energy Nuclear Generation Limited	TN2-16	Yes	Existing Generating CMU	534.788	1
EDF Energy plc	CT1-16	No	Existing Generating CMU	N/A	N/A
EDF Energy plc	CT2-16	No	Existing Generating CMU	N/A	N/A
EDF Energy plc	CT3-16	No	Existing Generating CMU	N/A	N/A
EDF Energy plc	CT4-16	No	Existing Generating CMU	N/A	N/A
EDF Energy plc	WA1-16	Yes	Existing Generating CMU	434.339	1
EDF Energy plc	WA2-16	Yes	Existing Generating CMU	434.513	1
EDF Energy plc	WA3-16	No	Existing Generating CMU	N/A	N/A
EDF Energy plc	WA4-16	Yes	Existing Generating CMU	434.6	1
EDF Energy plc	WB1-16	Yes	Existing Generating CMU	415.35	1
EDF Energy plc	WB2-16	Yes	Existing Generating CMU	415.35	1
EDF Energy plc	WB3-16	Yes	Existing Generating CMU	415.35	1
EDF Energy plc	WG1-16	Yes	Existing Generating CMU	18.834	1
EDF Energy plc	WG4-16	Yes	Existing Generating CMU	18.834	1
Edge Power (Allen Farm East) Limited	EDP012	Yes	New Build Generating CMU	18.834	15
Edge Power (Allen Farm West) Limited	EDP011	Yes	New Build Generating CMU	18.834	15
Edge Power (Avro Business Park) Limited	EDP003	Yes	New Build Generating CMU	18.834	15

Final Auction Results

Applicant Company	CMU ID	Capacity AG	CMU Classification	Capacity (MW)	Duration (Years)
Edge Power (Fridaywood West) Limited	EDP013	Yes	New Build Generating CMU	18.834	15
Edge Power (Fridaywood) Ltd	FRID12	Yes	New Build Generating CMU	18.834	15
Edge Power (Greys Hall) Limited	EDP002	Yes	New Build Generating CMU	12.854	15
EirGrid Interconnector Limited	EWIC15	Yes	Existing Interconnector CMU	131.3	1
Endeco Technologies Limited	END001	Yes	Unproven DSR CMU	34.752	1
Endeco Technologies Limited	END002	Yes	Unproven DSR CMU	34.752	1
Energion Ltd.	Wheat1	Yes	New Build Generating CMU	10.359	15
EnerNOC UK Limited	ECMU25	Yes	Unproven DSR CMU	21.72	1
EnerNOC UK Limited	ECMU26	Yes	Unproven DSR CMU	21.72	1
EnerNOC UK Limited	ECMU27	Yes	Unproven DSR CMU	21.72	1
EnerNOC UK Limited	ECMU28	Yes	Unproven DSR CMU	21.72	1
EnerNOC UK Limited	ECMU30	Yes	Unproven DSR CMU	21.72	1
EnerNOC UK Limited	ECMU31	Yes	Unproven DSR CMU	21.72	1
EnerNOC UK Limited	ECMU32	Yes	Unproven DSR CMU	21.72	1
EnerNOC UK Limited	ECMU33	Yes	Unproven DSR CMU	21.72	1
EnerNOC UK Limited	ECMU34	Yes	Unproven DSR CMU	21.72	1
EnerNOC UK Limited	ECMU35	Yes	Unproven DSR CMU	21.72	1
EnerNOC UK Limited	ECMU36	Yes	Unproven DSR CMU	21.72	1
EnerNOC UK Limited	ECMU37	Yes	Unproven DSR CMU	21.72	1
EnerNOC UK Limited	ECMU38	Yes	Unproven DSR CMU	21.72	1
EnerNOC UK Limited	ECMU39	Yes	Unproven DSR CMU	21.72	1
EnerNOC UK Limited	ECMU40	Yes	Unproven DSR CMU	21.72	1
EnerNOC UK Limited	ECMU41	Yes	Unproven DSR CMU	21.72	1
EnerNOC UK Limited	ECMU42	Yes	Unproven DSR CMU	21.72	1
EnerNOC UK Limited	ECMU43	Yes	Unproven DSR CMU	21.72	1
EnerNOC UK Limited	ECMU44	Yes	Unproven DSR CMU	21.72	1
EnerNOC UK Limited	ECMU45	Yes	Unproven DSR CMU	21.72	1
EnerNOC UK Limited	ECMU46	Yes	Unproven DSR CMU	21.72	1
EnerNOC UK Limited	ECMU47	Yes	Unproven DSR CMU	21.72	1
EnerNOC UK Limited	ECMU48	Yes	Unproven DSR CMU	21.72	1
EnerNOC UK Limited	ECMU49	No	Unproven DSR CMU	N/A	N/A
EnerNOC UK Limited	ECMU50	No	Unproven DSR CMU	N/A	N/A
EnerNOC UK Limited	ECMU51	No	Unproven DSR CMU	N/A	N/A
EnerNOC UK Limited	ECMU52	No	Unproven DSR CMU	N/A	N/A
EnerNOC UK Limited	ECMU53	No	Unproven DSR CMU	N/A	N/A
EnerNOC UK Limited	ECMU54	No	Unproven DSR CMU	N/A	N/A
EnerNOC UK Limited	ECMU55	No	Unproven DSR CMU	N/A	N/A
EnerNOC UK Limited	ECMU56	No	Unproven DSR CMU	N/A	N/A
EnerNOC UK Limited	GCMU02	Yes	Existing Generating CMU	3.6	1
EnerNOC UK Limited	GCMU03	Yes	Existing Generating CMU	3.6	1
EnerNOC UK Limited	GCMU04	Yes	Existing Generating CMU	3.78	1

Final Auction Results

Applicant Company	CMU ID	Capacity AG	CMU Classification	Capacity (MW)	Duration (Years)
EnerNOC UK Limited	GCMU05	Yes	Existing Generating CMU	3.24	1
EnerNOC UK Limited	GCMU06	Yes	Existing Generating CMU	3.96	1
EnerNOC UK Limited	GCMU07	Yes	Existing Generating CMU	3.96	1
EnerNOC UK Limited	GCMU08	Yes	Existing Generating CMU	2.61	1
EnerNOC UK Limited	GCMU09	Yes	Existing Generating CMU	2.61	1
EnerNOC UK Limited	GCMU10	Yes	Existing Generating CMU	2.61	1
EnerNOC UK Limited	GCMU11	Yes	Existing Generating CMU	9.45	1
EnerNOC UK Limited	GCMU14	Yes	Existing Generating CMU	2.025	1
EnerNOC UK Limited	GCMU15	Yes	Existing Generating CMU	3.6	1
EnerNOC UK Limited	GCMU17	Yes	Existing Generating CMU	6.03	1
EnerNOC UK Limited	GCMU18	Yes	Existing Generating CMU	7.02	1
Energyst Limited	Castle	Yes	New Build Generating CMU	3.428	15
Energyst Limited	FosLas	Yes	New Build Generating CMU	8.569	15
ERF Way Limited	HN3008	Yes	New Build Generating CMU	19.604	15
Esso Petroleum Company Limited	EM5-T4	Yes	Existing Generating CMU	124.34	1
Excel District Energy Company Limited	CES004	Yes	Existing Generating CMU	7.354	1
FCC Buckinghamshire Ltd	BUCK02	Yes	New Build Generating CMU	23.642	1
FCC Recycling (UK) Ltd	ALL001	Yes	Existing Generating CMU	30.51	1
FCC Recycling (UK) Ltd	LINC01	Yes	Existing Generating CMU	11.27	1
Featherstone Energy Limited	HSGFEA	No	New Build Generating CMU	N/A	N/A
Ferrybridge MFE 2 Limited	FM2-20	No	New Build Generating CMU	N/A	N/A
Ferrybridge MFE Limited	FMFE20	Yes	New Build Generating CMU	66.687	1
First Hydro Company	DINO_1	Yes	Existing Generating CMU	263.835	1
First Hydro Company	DINO_2	Yes	Existing Generating CMU	263.835	1
First Hydro Company	DINO_3	Yes	Existing Generating CMU	290.764	1
First Hydro Company	DINO_4	Yes	Existing Generating CMU	289.672	1
First Hydro Company	DINO_5	Yes	Existing Generating CMU	263.835	1
First Hydro Company	DINO_6	Yes	Existing Generating CMU	263.835	1
First Hydro Company	FFES_3	Yes	Existing Generating CMU	86.661	1
First Hydro Company	FFES_4	Yes	Existing Generating CMU	86.661	1
First Hydro Company	FFES1R	Yes	Refurbishing Generating CMU	86.661	15
First Hydro Company	FFES2R	Yes	Refurbishing Generating CMU	86.661	15
First Renewable Alpha Limited	PEN016	Yes	New Build Generating CMU	1.883	15
First Renewable Delta Limited	CAT001	Yes	New Build Generating CMU	18.834	15
First Renewable Epsilon Limited	CAT002	Yes	New Build Generating CMU	18.834	15
First Renewable Omega Limited	PEN002	Yes	New Build Generating CMU	18.834	15
Flexitricity Limited	FLXT01	Yes	Existing Generating CMU	8.148	1
Flexitricity Limited	FLXT02	Yes	Existing Generating CMU	4.982	1
Flexitricity Limited	FLXT03	Yes	Existing Generating CMU	4.85	1
Flexitricity Limited	FLXT04	Yes	Existing Generating CMU	6.075	1
Flexitricity Limited	FLXT05	Yes	Existing Generating CMU	5.362	1

Final Auction Results

Applicant Company	CMU ID	Capacity AG	CMU Classification	Capacity (MW)	Duration (Years)
Flexitricity Limited	FLXT06	Yes	Existing Generating CMU	10.264	1
Flexitricity Limited	FLXT08	Yes	Existing Generating CMU	4.414	1
Flexitricity Limited	FLXT09	Yes	Existing Generating CMU	4.05	1
Flexitricity Limited	FLXT10	Yes	Existing Generating CMU	2.708	1
Flexitricity Limited	FLXT11	Yes	Existing Generating CMU	2.744	1
Flexitricity Limited	FLXT12	Yes	Existing Generating CMU	2.673	1
Flexitricity Limited	FLXT13	Yes	Existing Generating CMU	2.664	1
Flexitricity Limited	FLXT14	Yes	Existing Generating CMU	2.355	1
Flexitricity Limited	FLXT15	Yes	Existing Generating CMU	7.473	1
Flexitricity Limited	FLXT16	Yes	Existing Generating CMU	7.655	1
Flexitricity Limited	FLXT18	Yes	Existing Generating CMU	3.083	1
Flexitricity Limited	FLXT19	Yes	Existing Generating CMU	3.063	1
Flexitricity Limited	FLXT20	Yes	Existing Generating CMU	4.655	1
Flexitricity Limited	FLXT21	Yes	Existing Generating CMU	2.953	1
Flexitricity Limited	FLXT22	Yes	Existing Generating CMU	3.769	1
Flexitricity Limited	FLXT24	Yes	Existing Generating CMU	3.413	1
Flexitricity Limited	FLXT25	No	Existing Generating CMU	N/A	N/A
Flexitricity Limited	FLXT26	Yes	New Build Generating CMU	3.6	15
Flexitricity Limited	FLXT27	Yes	Existing Generating CMU	7.129	1
Flexitricity Limited	FLXT40	Yes	Proven DSR CMU	3.475	1
Flexitricity Limited	FLXT41	Yes	Proven DSR CMU	4.492	1
Flexitricity Limited	FLXT42	Yes	Proven DSR CMU	12.007	1
Flexitricity Limited	FLXT43	Yes	Proven DSR CMU	12.04	1
Flexitricity Limited	FLXT61	Yes	Proven DSR CMU	2.581	1
Flexitricity Limited	FLXT62	Yes	Proven DSR CMU	3.323	1
Flexitricity Limited	FLXT63	Yes	Proven DSR CMU	3.372	1
Flexitricity Limited	FLXT64	Yes	Proven DSR CMU	2.778	1
Flexitricity Limited	FLXT70	Yes	Unproven DSR CMU	34.752	1
Flexitricity Limited	FLXT71	Yes	Unproven DSR CMU	17.376	1
Flexitricity Limited	FLXT72	Yes	Unproven DSR CMU	2.606	1
Flexitricity Limited	FLXT73	Yes	Unproven DSR CMU	8.688	1
Flexitricity Limited	FLXT74	Yes	Unproven DSR CMU	5.213	1
Flexitricity Limited	FLXT75	Yes	Unproven DSR CMU	17.376	1
Flexitricity Limited	FLXT76	Yes	Unproven DSR CMU	21.72	1
Flexitricity Limited	FLXT77	Yes	Unproven DSR CMU	17.376	1
Flexitricity Limited	FLXT78	Yes	Unproven DSR CMU	4.344	1
Flexitricity Limited	FLXT79	Yes	Unproven DSR CMU	3.475	1
Flexitricity Limited	FLXT80	Yes	Unproven DSR CMU	17.376	1
Flexitricity Limited	FLXT81	Yes	Unproven DSR CMU	6.95	1
Flexitricity Limited	FLXT82	Yes	Unproven DSR CMU	22.068	1
Flexitricity Limited	FLXT83	Yes	Unproven DSR CMU	3.91	1

Final Auction Results

Applicant Company	CMU ID	Capacity AG	CMU Classification	Capacity (MW)	Duration (Years)
Flexitricity Limited	FLXT84	Yes	Unproven DSR CMU	3.041	1
Flexitricity Limited	FLXT85	Yes	Unproven DSR CMU	3.041	1
Flexitricity Limited	FLXT86	Yes	Unproven DSR CMU	2.606	1
Flexitricity Limited	FLXT87	Yes	Unproven DSR CMU	3.649	1
Flexitricity Limited	FLXT88	Yes	Unproven DSR CMU	2.606	1
Flexitricity Limited	FLXT89	Yes	Unproven DSR CMU	3.475	1
Flexitricity Limited	FLXT90	Yes	Unproven DSR CMU	9.557	1
Flexitricity Limited	FLXT91	Yes	Unproven DSR CMU	9.383	1
Flint Power Limited	FLIN02	No	New Build Generating CMU	N/A	N/A
Gas Generation Oldham Limited	OLD001	Yes	New Build Generating CMU	18.834	15
Gas Generation Thurrock Limited	THU001	Yes	New Build Generating CMU	18.834	15
Gateway Energy Centre Limited	IGGATE	No	New Build Generating CMU	N/A	N/A
GB Gas Holdings Ltd	CENES1	No	Unproven DSR CMU	N/A	N/A
GB Gas Holdings Ltd	CENES2	No	Unproven DSR CMU	N/A	N/A
GF Power Peaking Limited	BE3152	Yes	Existing Generating CMU	3.315	1
GF Power Peaking Limited	IL3159	Yes	New Build Generating CMU	6.027	1
Goose House Limited	KR3010	Yes	New Build Generating CMU	9.973	15
Goose House Limited	LP3011	Yes	New Build Generating CMU	5.984	15
Goose House Limited	MN3012	Yes	New Build Generating CMU	3.914	15
Grangemouth CHP Limited	GCHPL1	Yes	Existing Generating CMU	128.208	1
Green Frog Power Limited	AD3177	Yes	Existing Generating CMU	18.834	1
Green Frog Power Limited	PS3116	No	Existing Generating CMU	N/A	N/A
Green Frog Power Limited	QT3167	No	Existing Generating CMU	N/A	N/A
Green Frog Power Limited	RU3168	No	Existing Generating CMU	N/A	N/A
Green Frog Power Limited	SV3169	No	Existing Generating CMU	N/A	N/A
Green Frog Power Limited	TW3170	No	Existing Generating CMU	N/A	N/A
Green Frog Power Limited	UX3171	No	Existing Generating CMU	N/A	N/A
Green Frog Power Limited	VY3172	No	Existing Generating CMU	N/A	N/A
Green Frog Power Limited	WZ3173	No	Existing Generating CMU	N/A	N/A
Green Frog Power Limited	XA3174	No	Existing Generating CMU	N/A	N/A
Green Frog Power Limited	YB3175	No	Existing Generating CMU	N/A	N/A
Green Frog Power Limited	ZC3176	No	Existing Generating CMU	N/A	N/A
Green Hedge Energy Barn Limited	GHBRE1	Yes	New Build Generating CMU	9.436	15
Green Hedge Energy Barn Limited	GHKBF1	Yes	New Build Generating CMU	9.629	15
Green Hedge Energy Barn Limited	GHLEV1	Yes	New Build Generating CMU	9.436	15
Green Hedge Energy Barn Limited	GHPAC1	Yes	New Build Generating CMU	9.436	15
Griffith Generation Limited	CH3003	Yes	New Build Generating CMU	9.973	15
Haverton Energy Limited	LS3013	Yes	New Build Generating CMU	18.204	15
Haverton Energy Limited	MT3014	Yes	New Build Generating CMU	19.604	15
Hirwaun Power Limited	HPL_02	No	New Build Generating CMU	N/A	N/A
Imperative Energy (Pendigo) Ltd	NECBAL	Yes	New Build Generating CMU	15.315	15

Final Auction Results

Applicant Company	CMU ID	Capacity AG	CMU Classification	Capacity (MW)	Duration (Years)
Indian Queens Power Limited	INDQ_1	Yes	Existing Generating CMU	131.838	1
Industrial Energy Services Limited	CES003	No	Existing Generating CMU	N/A	N/A
INEOS Nitriles (UK) Ltd	INEOS1	Yes	Existing Generating CMU	45.9	1
Infinis Alternative Energies Limited	BRST1A	Yes	Existing Generating CMU	5.694	1
Infinis Alternative Energies Limited	BRST2B	Yes	Existing Generating CMU	5.661	1
Irwell Power Limited	IRWE02	No	New Build Generating CMU	N/A	N/A
Keadby Generation Limited	FID02G	No	Existing Generating CMU	N/A	N/A
Keadby Generation Limited	FID03G	No	Existing Generating CMU	N/A	N/A
Keadby Generation Limited	FID120	No	Existing Generating CMU	N/A	N/A
Keadby Generation Limited	FIDL02	No	Existing Generating CMU	N/A	N/A
Keadby Generation Limited	FIDL03	No	Existing Generating CMU	N/A	N/A
Keadby Generation Limited	FIDL04	No	Existing Generating CMU	N/A	N/A
Keadby Generation Limited	KEAD-2	No	New Build Generating CMU	N/A	N/A
Keadby Generation Limited	KEADBY	Yes	Existing Generating CMU	715.851	1
Keystone Power Limited	Keyst1	Yes	Existing Generating CMU	19.501	1
Kiln Power Limited	KILN02	No	New Build Generating CMU	N/A	N/A
Kingsmoor Power Limited	King01	Yes	New Build Generating CMU	6.658	15
KIWI POWER BATTERY LIMITED	KPBL01	Yes	New Build Generating CMU	5.777	15
KiWi Power Ltd	KIWI70	Yes	Unproven DSR CMU	16	1
KiWi Power Ltd	KIWI71	Yes	Unproven DSR CMU	25	1
KiWi Power Ltd	KIWI73	Yes	Unproven DSR CMU	10	1
KiWi Power Ltd	KIWI74	Yes	Unproven DSR CMU	30	1
KiWi Power Ltd	KIWI75	Yes	Unproven DSR CMU	30	1
KiWi Power Ltd	KIWI76	Yes	Unproven DSR CMU	17	1
KiWi Power Ltd	KIWI78	Yes	Unproven DSR CMU	12	1
KiWi Power Ltd	KIWI83	Yes	Unproven DSR CMU	30	1
KiWi Power Ltd	KIWI84	Yes	Unproven DSR CMU	30	1
KiWi Power Ltd	KIWI87	Yes	Unproven DSR CMU	20	1
KiWi Power Ltd	KIWI88	Yes	Unproven DSR CMU	12	1
Knottingley Power Limited	KNOT_1	No	New Build Generating CMU	N/A	N/A
Knottingley Power Limited	KNOT_2	No	New Build Generating CMU	N/A	N/A
LAKESIDE ENERGY FROM WASTE LIMITED	LAKefw	Yes	Existing Generating CMU	32.096	1
Lancaster Power Limited	LANC02	No	New Build Generating CMU	N/A	N/A
LANGLEY STORAGE LIMITED	SEL007	Yes	New Build Generating CMU	48.049	15
Leaffield Energy Limited	LE2016	Yes	New Build Generating CMU	13.184	15
Leicester District Energy Company Limited	CES008	Yes	Existing Generating CMU	4.123	1
Limejump Ltd.	EXC_04	Yes	Existing Generating CMU	7.459	1
Limejump Ltd.	EXC_05	Yes	Existing Generating CMU	13.201	1
Limejump Ltd.	NBB_02	Yes	New Build Generating CMU	4.622	15
Loddon Power Limited	LODD02	No	New Build Generating CMU	N/A	N/A
LondonWaste Limited	LWL100	Yes	Existing Generating CMU	33.446	1

Final Auction Results

Applicant Company	CMU ID	Capacity AG	CMU Classification	Capacity (MW)	Duration (Years)
Low Carbon Storage Investment Company Limited	CLEAT1	Yes	New Build Generating CMU	9.629	15
Low Carbon Storage Investment Company Limited	GLASS2	Yes	New Build Generating CMU	38.516	15
Marden Power Limited	MARD02	No	New Build Generating CMU	N/A	N/A
Marsh Energy Limited	RW3017	No	New Build Generating CMU	N/A	N/A
Marsh Energy Limited	SY3018	No	New Build Generating CMU	N/A	N/A
Medway Power Limited	MEDP01	Yes	Existing Generating CMU	666.3	1
Mellishaw Limited	TZ3019	Yes	New Build Generating CMU	17.951	15
Mellishaw Limited	UY3020	Yes	New Build Generating CMU	16.953	15
Mercia Power Response (Albion Close) Limited	MPRAC1	Yes	New Build Generating CMU	3.767	15
Mercia Power Response (Asher Lane 2) Limited	MPRAL2	Yes	New Build Generating CMU	13.184	15
Mercia Power Response (Chesterfield Road) Limited	MPRCR1	Yes	New Build Generating CMU	7.308	15
Mercia Power Response (Common Lane) Limited	MPRCL1	Yes	New Build Generating CMU	7.383	15
Mercia Power Response (Cuckoo Road) Limited	MPRCR2	Yes	New Build Generating CMU	7.534	15
Mercia Power Response (Graphite Way) Limited	MPRGW1	Yes	New Build Generating CMU	5.532	15
Mercia Power Response (Lubenham Road) Limited	MPRLR1	Yes	New Build Generating CMU	9.596	15
Mercia Power Response (Manners Avenue 2) Limited	MPRMA2	Yes	New Build Generating CMU	6.592	15
Mercia Power Response (Nottingham Road) Limited	MPRNR1	Yes	New Build Generating CMU	6.564	15
Mercia Power Response (Pontefract Road) Limited	MPRPR2	Yes	New Build Generating CMU	6.435	15
Mercia Power Response (Private Rd No. 5) Limited	MPRPR1	Yes	New Build Generating CMU	4.591	15
Mercia Power Response (Private Rd No. 5) Limited	MPRPR3	Yes	New Build Generating CMU	13.998	15
Mercia Power Response (The Wood Yard) Limited	MPRWY1	Yes	New Build Generating CMU	6.465	15
Mercia Power Response (Whittington Road) Limited	MPRWR1	Yes	New Build Generating CMU	6.435	15
Mercia Waste Management Ltd	MERC02	Yes	New Build Generating CMU	21.73	1
Merit Generation Limited	CHAT01	Yes	New Build Generating CMU	18.834	15
Moorfield Way Limited	VW3021	Yes	New Build Generating CMU	19.604	15
Moyle Interconnector Ltd	Moyle2	Yes	Existing Interconnector CMU	130	1
MPF Generation Limited	WILL-C	No	New Build Generating CMU	N/A	N/A
National Grid Interconnectors Limited	IFA_16	Yes	Existing Interconnector CMU	1192.8	1
NEMO LINK LIMITED	NEMO16	No	New Build Interconnector CMU	N/A	N/A
Nevern Power Limited	NEVE02	Yes	New Build Generating CMU	15.067	15
New Power Generation N03 Limited	FO3032	No	New Build Generating CMU	N/A	N/A
NG CM 2017 Limited	CURZ03	No	New Build Generating CMU	N/A	N/A
NG CM 2017 Limited	WATE02	Yes	New Build Generating CMU	19.098	15
Northwich Power Limited	NORT02	No	New Build Generating CMU	N/A	N/A
NORTON STORAGE LIMITED	SEL005	Yes	New Build Generating CMU	48.049	15
Nuclear Decommissioning Authority	NDAMAN	Yes	Existing Generating CMU	24.478	1
Ogmore Power Limited	OGMO02	No	New Build Generating CMU	N/A	N/A
ORIGAMI ENERGY LIMITED	OEL001	Yes	Unproven DSR CMU	9.991	1
P3P Energy Management AE Limited	CASQ14	Yes	Existing Generating CMU	3.038	1
P3P Energy Management Limited	BREH14	Yes	Existing Generating CMU	13.485	1
PARC ADFER LIMITED	ParcAd	No	New Build Generating CMU	N/A	N/A

Final Auction Results

Applicant Company	CMU ID	Capacity AG	CMU Classification	Capacity (MW)	Duration (Years)
Peak Gen Power 17 Limited	PGP17W	No	New Build Generating CMU	N/A	N/A
Peak Gen Power 24 Limited	PGP24S	No	New Build Generating CMU	N/A	N/A
Peak Gen Power 25 Limited	PGP25S	No	New Build Generating CMU	N/A	N/A
Peak Gen Power 27 Limited	PGP27G	No	New Build Generating CMU	N/A	N/A
Peak Gen Power 9 Limited	PGP9NE	No	New Build Generating CMU	N/A	N/A
Peak Power Connections Limited	BUXT02	Yes	New Build Generating CMU	19.098	15
Peak Power Connections Limited	CURZ02	No	New Build Generating CMU	N/A	N/A
PELHAM STORAGE LIMITED	SEL004	Yes	New Build Generating CMU	48.135	15
Power Balancing Services (Sandy Lane) Limited	PBSSL1	Yes	New Build Generating CMU	6.623	15
Power Balancing Services Limited	PBSHW1	Yes	New Build Generating CMU	2.825	15
Precise Energy Limited	STOW-A	Yes	New Build Generating CMU	18.834	15
Precision Diesel Enterprises Limited	SELBY2	Yes	New Build Generating CMU	19.588	15
Prime Energy Development Limited	PR_BLA	No	New Build Generating CMU	N/A	N/A
Prime Energy Development Limited	PR_BUR	No	New Build Generating CMU	N/A	N/A
Prime Energy Development Limited	PR_DOD	No	New Build Generating CMU	N/A	N/A
Prime Energy Development Limited	PR_PEN	No	New Build Generating CMU	N/A	N/A
Prime Energy Development Limited	PR_ZIG	No	New Build Generating CMU	N/A	N/A
Progress Power Limited	PPL_02	No	New Build Generating CMU	N/A	N/A
Push Energy (Kentishes West) Limited	PUSH01	Yes	New Build Generating CMU	6.451	15
Rainbow Energy Limited	WY3022	Yes	New Build Generating CMU	18.834	15
Rainbow Energy Limited	YV3023	Yes	New Build Generating CMU	18.834	15
Rake Lane Limited	ZU3024	Yes	New Build Generating CMU	19.945	15
Redscar Limited	AT3025	Yes	New Build Generating CMU	18.204	15
Redscar Limited	BS3026	Yes	New Build Generating CMU	19.464	15
REG Gascoigne Wood Ltd	Gasc01	No	New Build Generating CMU	N/A	N/A
REG Highfield Limited	High01	No	New Build Generating CMU	N/A	N/A
REG Hull Ltd	Hull01	No	New Build Generating CMU	N/A	N/A
Regent Park Energy Limited	ARPPR6	Yes	Existing Generating CMU	2.871	1
Regent Park Energy Limited	ARPPR7	Yes	Existing Generating CMU	2.722	1
Regent Park Energy Limited	ARPPRc	Yes	Existing Generating CMU	5.141	1
Regent Park Energy Limited	ARPPRd	Yes	Existing Generating CMU	4.121	1
Ribble Power Limited	RIBB02	No	New Build Generating CMU	N/A	N/A
Riverside Resource Recovery Limited	RRRF01	Yes	Existing Generating CMU	67.249	1
Rocksavage Power Company Ltd	IGROCK	Yes	Existing Generating CMU	747	1
Rolls-Royce Power Development Limited	BRISTa	Yes	Existing Generating CMU	39.909	1
Rolls-Royce Power Development Limited	CROYDa	Yes	Existing Generating CMU	47.264	1
Rolls-Royce Power Development Limited	DERBYa	Yes	Existing Generating CMU	51.652	1
Rolls-Royce Power Development Limited	EXETRa	Yes	Existing Generating CMU	45.21	1
Rolls-Royce Power Development Limited	HEARTa	Yes	Existing Generating CMU	47.085	1
Rolls-Royce Power Development Limited	HEARTb	Yes	Existing Generating CMU	47.085	1
Rolls-Royce Power Development Limited	VKINGa	Yes	Existing Generating CMU	44.782	1

Final Auction Results

Applicant Company	CMU ID	Capacity AG	CMU Classification	Capacity (MW)	Duration (Years)
Rounponds Energy Limited	RO2016	Yes	New Build Generating CMU	9.417	15
Russell Smith Farms Limited	Smith1	No	New Build Generating CMU	N/A	N/A
RWE Cogen UK (Hythe) Ltd	HYTHE2	Yes	Existing Generating CMU	44.91	1
RWE Cogen UK Ltd	CHEGT1	Yes	Existing Generating CMU	42.837	1
RWE Cogen UK Ltd	CHEN01	No	New Build Generating CMU	N/A	N/A
RWE Cogen UK Ltd	CHES01	No	New Build Generating CMU	N/A	N/A
RWE Cogen UK Ltd	CHEW01	No	New Build Generating CMU	N/A	N/A
RWE Cogen UK Ltd	SEALS2	No	Existing Generating CMU	N/A	N/A
RWE Cogen UK Ltd	GRIM01	Yes	New Build Generating CMU	18.834	15
RWE Generation UK plc	ABTHC1	Yes	Existing Generating CMU	1474.819	1
RWE Generation UK plc	COW161	Yes	Existing Generating CMU	46.613	1
RWE Generation UK plc	COW162	Yes	Existing Generating CMU	46.562	1
RWE Generation UK plc	DID161	Yes	Existing Generating CMU	23.543	1
RWE Generation UK plc	DID162	Yes	Existing Generating CMU	23.543	1
RWE Generation UK plc	DID163	Yes	Existing Generating CMU	23.543	1
RWE Generation UK plc	DID164	Yes	Existing Generating CMU	23.543	1
RWE Generation UK plc	DIDCB5	Yes	Existing Generating CMU	720	1
RWE Generation UK plc	DIDCB6	Yes	Existing Generating CMU	675	1
RWE Generation UK plc	GYAR01	Yes	Existing Generating CMU	369	1
RWE Generation UK plc	LBA161	Yes	Existing Generating CMU	698.543	1
RWE Generation UK plc	PEMB11	Yes	Existing Generating CMU	427.5	1
RWE Generation UK plc	PEMB21	Yes	Existing Generating CMU	427.5	1
RWE Generation UK plc	PEMB31	Yes	Existing Generating CMU	427.5	1
RWE Generation UK plc	PEMB41	Yes	Existing Generating CMU	427.5	1
RWE Generation UK plc	PEMB51	Yes	Existing Generating CMU	427.5	1
RWE Generation UK plc	STAY01	Yes	Existing Generating CMU	417.6	1
RWE Generation UK plc	STAY02	Yes	Existing Generating CMU	417.6	1
RWE Generation UK plc	STAY03	Yes	Existing Generating CMU	417.6	1
RWE Generation UK plc	STAY04	Yes	Existing Generating CMU	417.6	1
RYDBERG DEVELOPMENT COMPANY LIMITED	BOLC01	Yes	New Build Generating CMU	11.3	15
RYDBERG DEVELOPMENT COMPANY LIMITED	HAVE01	Yes	New Build Generating CMU	5.65	15
Saltend Cogeneration Company Limited	SALTPS	Yes	Existing Generating CMU	1080	1
ScottishPower Energy Retail Limited	SPDR05	Yes	Unproven DSR CMU	4.241	1
ScottishPower Energy Retail Limited	SPDR06	Yes	Unproven DSR CMU	4.947	1
ScottishPower Energy Retail Limited	SPDR07	Yes	Unproven DSR CMU	2.589	1
ScottishPower Energy Retail Limited	SPDR08	Yes	Unproven DSR CMU	4.036	1
ScottishPower Energy Retail Limited	SPDR09	Yes	Unproven DSR CMU	4.682	1
ScottishPower Energy Retail Limited	SPDR10	Yes	Unproven DSR CMU	4.136	1
ScottishPower Energy Retail Limited	SPDR11	Yes	Unproven DSR CMU	5.213	1
ScottishPower Energy Retail Limited	SPDR12	Yes	Unproven DSR CMU	5.213	1
ScottishPower Energy Retail Limited	SPDR13	Yes	Unproven DSR CMU	4.865	1

Final Auction Results

Applicant Company	CMU ID	Capacity AG	CMU Classification	Capacity (MW)	Duration (Years)
ScottishPower Energy Retail Limited	SPDR14	No	Unproven DSR CMU	N/A	N/A
ScottishPower Energy Retail Limited	SPDR15	No	Unproven DSR CMU	N/A	N/A
ScottishPower Energy Retail Limited	SPDR16	No	Unproven DSR CMU	N/A	N/A
ScottishPower Generation Limited	SP16BL	Yes	Existing Generating CMU	54	1
ScottishPower Generation Limited	SP16CR	Yes	Existing Generating CMU	423.676	1
ScottishPower Generation Limited	SP16D2	No	New Build Generating CMU	N/A	N/A
ScottishPower Generation Limited	SP16D3	No	New Build Generating CMU	N/A	N/A
ScottishPower Generation Limited	SP16DC	Yes	Existing Generating CMU	724.5	1
ScottishPower Generation Limited	SP16GL	Yes	Existing Generating CMU	20.8	1
ScottishPower Generation Limited	SP16KE	Yes	Existing Generating CMU	20.82	1
ScottishPower Generation Limited	SP16RH	Yes	Existing Generating CMU	643.5	1
ScottishPower Generation Limited	SP16SH	Yes	Existing Generating CMU	382.5	1
ScottishPower Generation Limited	SP16TO	Yes	Existing Generating CMU	29.761	1
Seabank Power Limited	SEA1_2	Yes	Existing Generating CMU	1132.2	1
Sembcorp Utilities (UK) Limited	S20G01	Yes	Existing Generating CMU	37.539	1
Sembcorp Utilities (UK) Limited	S20G02	Yes	Existing Generating CMU	37.571	1
Sembcorp Utilities (UK) Limited	S20S11	Yes	Existing Generating CMU	21.738	1
SITA Northumberland Limited	SUEZ03	Yes	Existing Generating CMU	9.435	1
SITA South Tyne and Wear Limited	SUEZ04	Yes	Existing Generating CMU	20.876	1
SmartestEnergy Limited	SEL-01	Yes	Unproven DSR CMU	26.064	1
SmartestEnergy Limited	SEL-02	Yes	Unproven DSR CMU	26.064	1
SmartestEnergy Limited	SEL-03	Yes	Unproven DSR CMU	17.376	1
SmartestEnergy Limited	SEL-04	Yes	Unproven DSR CMU	17.376	1
Southampton Geothermal Heating Company Limited	CES009	Yes	Existing Generating CMU	6.061	1
Spalding Energy Company Ltd	IGSPLN	Yes	Existing Generating CMU	812.7	1
Spalding Energy Expansion Limited	IGSPEL	No	New Build Generating CMU	N/A	N/A
Spalding Energy Expansion Limited	IGSPEO	Yes	New Build Generating CMU	298.519	15
SSE Energy Supply Ltd.	MRWD-1	Yes	Existing Generating CMU	828	1
SSE Energy Supply Ltd.	SSED01	Yes	Unproven DSR CMU	43.44	1
SSE Energy Supply Ltd.	SSED02	No	Unproven DSR CMU	N/A	N/A
SSE Energy Supply Ltd.	SSED03	No	Unproven DSR CMU	N/A	N/A
SSE Energy Supply Ltd.	SSED04	No	Unproven DSR CMU	N/A	N/A
SSE Energy Supply Ltd.	SSED05	No	Unproven DSR CMU	N/A	N/A
SSE Generation Ltd.	ALDBAT	No	New Build Generating CMU	N/A	N/A
SSE Generation Ltd.	CLAC-1	Yes	Existing Generating CMU	34.464	1
SSE Generation Ltd.	CLUNIE	Yes	Existing Generating CMU	52.73	1
SSE Generation Ltd.	DEAN01	Yes	Existing Generating CMU	16.37	1
SSE Generation Ltd.	DEAN02	Yes	Existing Generating CMU	16.62	1
SSE Generation Ltd.	ERRO01	Yes	Existing Generating CMU	21.739	1
SSE Generation Ltd.	ERRO02	Yes	Existing Generating CMU	21.801	1
SSE Generation Ltd.	ERRO03	Yes	Existing Generating CMU	21.805	1

Final Auction Results

Applicant Company	CMU ID	Capacity AG	CMU Classification	Capacity (MW)	Duration (Years)
SSE Generation Ltd.	FASN01	Yes	Refurbishing Generating CMU	19.817	1
SSE Generation Ltd.	FASN02	Yes	Refurbishing Generating CMU	19.817	1
SSE Generation Ltd.	FASN03	Yes	Refurbishing Generating CMU	19.817	1
SSE Generation Ltd.	FOYE01	Yes	Existing Generating CMU	149.538	1
SSE Generation Ltd.	FOYE02	Yes	Existing Generating CMU	144.435	1
SSE Generation Ltd.	GLENMS	Yes	Existing Generating CMU	34.214	1
SSE Generation Ltd.	INAW01	Yes	Refurbishing Generating CMU	21.54	1
SSE Generation Ltd.	LCHART	Yes	Existing Generating CMU	29.294	1
SSE Generation Ltd.	LOCH01	Yes	Refurbishing Generating CMU	40.495	1
SSE Generation Ltd.	PEH120	No	Existing Generating CMU	N/A	N/A
SSE Generation Ltd.	RANN-1	Yes	Existing Generating CMU	13.786	1
SSE Generation Ltd.	RANN-2	Yes	Existing Generating CMU	13.786	1
SSE Generation Ltd.	RANN-3	Yes	Existing Generating CMU	13.786	1
SSE Generation Ltd.	SLOY01	Yes	Existing Generating CMU	35.104	1
SSE Generation Ltd.	SLOY02	Yes	Existing Generating CMU	35.252	1
SSE Generation Ltd.	SLOY03	Yes	Existing Generating CMU	34.464	1
SSE Generation Ltd.	SLOY04	Yes	Existing Generating CMU	29.352	1
SSE Generation Ltd.	TUMB01	Yes	Refurbishing Generating CMU	16.468	1
SSE Generation Ltd.	TUMB02	Yes	Refurbishing Generating CMU	16.152	1
SSEPG (Operations) Limited	BURG01	Yes	Existing Generating CMU	44.298	1
SSEPG (Operations) Limited	CHIC01	Yes	Existing Generating CMU	44.298	1
SSEPG (Operations) Limited	CHIP01	Yes	Existing Generating CMU	9.614	1
SSEPG (Operations) Limited	FOAK01	Yes	Existing Generating CMU	6.136	1
SSEPG (Operations) Limited	THAT01	Yes	Existing Generating CMU	8.266	1
St Asaph Power Limited	ASAP02	No	New Build Generating CMU	N/A	N/A
Statkraft Markets GmbH	RHE2_1	Yes	Existing Generating CMU	18.402	1
Statkraft Markets GmbH	RHE3_1	Yes	Existing Generating CMU	18.367	1
STOR 116 Ltd	SPWR16	Yes	New Build Generating CMU	18.834	15
STOR 124 Ltd	SPWR24	Yes	New Build Generating CMU	37.668	15
STOR 141 Ltd	SPWR41	Yes	New Build Generating CMU	18.834	15
STOR 142 Ltd	SPWR42	Yes	New Build Generating CMU	18.834	15
STOR 145 Ltd	SPWR45	Yes	New Build Generating CMU	18.834	15
STOR 147 Ltd	SPWR47	Yes	New Build Generating CMU	18.834	15
STOR 150 Ltd	SPWR50	Yes	New Build Generating CMU	18.834	15
SUEZ RECYCLING AND RECOVERY KIRKLEES LTD	SUEZ01	Yes	Existing Generating CMU	9.429	1
SUEZ RECYCLING AND RECOVERY SUFFOLK LTD	SUEZ05	Yes	Existing Generating CMU	20.846	1
SUEZ RECYCLING AND RECOVERY TEES VALLEY LTD	SUEZ02	Yes	Existing Generating CMU	17.02	1
Tay Power Limited	TAYP02	No	New Build Generating CMU	N/A	N/A
Teesside Hire Limited	TEES16	No	New Build Generating CMU	N/A	N/A
TGC Emerald Limited	710054	Yes	New Build Generating CMU	5.65	15
TGC Emerald Limited	710104	No	New Build Generating CMU	N/A	N/A

Final Auction Results

Applicant Company	CMU ID	Capacity AG	CMU Classification	Capacity (MW)	Duration (Years)
TGC Emerald Limited	710109	Yes	New Build Generating CMU	4.238	15
TGC Emerald Limited	710113	Yes	New Build Generating CMU	5.65	15
TGC Emerald Limited	710131	Yes	New Build Generating CMU	5.65	15
TGC Emerald Limited	710139	Yes	New Build Generating CMU	5.65	15
TGC Emerald Limited	710140	No	New Build Generating CMU	N/A	N/A
TGC Emerald Limited	710142	No	New Build Generating CMU	N/A	N/A
TGC Emerald Limited	710151	Yes	New Build Generating CMU	5.65	15
TGC Emerald Limited	710154	No	New Build Generating CMU	N/A	N/A
TGC Emerald Limited	710158	No	New Build Generating CMU	N/A	N/A
TGC Emerald Limited	710161	Yes	New Build Generating CMU	5.65	15
TGC Emerald Limited	710177	Yes	New Build Generating CMU	5.65	15
The Isle of Wight Energy Company Limited	MAIN16	Yes	Existing Generating CMU	4.98	1
Thornton Estate Energy Limited	WH2016	Yes	New Build Generating CMU	18.834	15
Thorpe Marsh Power Limited	THORM1	No	New Build Generating CMU	N/A	N/A
TWIN OAKS SOLAR FARM LIMITED	TWI123	Yes	New Build Generating CMU	4.709	15
UK Energy Reserve Limited	UKER01	No	New Build Generating CMU	N/A	N/A
UK Energy Reserve Limited	UKER02	No	New Build Generating CMU	N/A	N/A
UK Energy Reserve Limited	UKER03	No	New Build Generating CMU	N/A	N/A
UK Energy Reserve Limited	UKER05	No	New Build Generating CMU	N/A	N/A
UK Energy Reserve Limited	UKER06	No	New Build Generating CMU	N/A	N/A
UK Energy Reserve Limited	UKER07	No	New Build Generating CMU	N/A	N/A
UK Energy Reserve Limited	UKER16	No	New Build Generating CMU	N/A	N/A
UK Energy Reserve Limited	UKER18	No	New Build Generating CMU	N/A	N/A
UK Energy Reserve Limited	UKER19	No	New Build Generating CMU	N/A	N/A
UK Energy Reserve Limited	UKER21	No	New Build Generating CMU	N/A	N/A
UK Energy Reserve Limited	UKER22	No	New Build Generating CMU	N/A	N/A
UK Energy Reserve Limited	UKER24	No	New Build Generating CMU	N/A	N/A
UK Energy Reserve Limited	UKER28	Yes	New Build Generating CMU	9.629	15
UK Energy Reserve Limited	UKER30	Yes	New Build Generating CMU	9.629	15
UK Energy Reserve Limited	UKER31	Yes	New Build Generating CMU	9.629	15
UK Energy Reserve Limited	UKER33	Yes	New Build Generating CMU	7.703	15
UK Energy Reserve Limited	UKER41	No	New Build Generating CMU	N/A	N/A
UK Energy Reserve Limited	UKER42	No	New Build Generating CMU	N/A	N/A
UK Energy Reserve Limited	UKER43	No	New Build Generating CMU	N/A	N/A
UK Energy Reserve Limited	UKER48	Yes	New Build Generating CMU	11.555	15
UK Energy Reserve Limited	UKER49	No	New Build Generating CMU	N/A	N/A
UK Energy Reserve Limited	UKER75	Yes	New Build Generating CMU	9.629	15
UK Energy Reserve Limited	UKER76	Yes	New Build Generating CMU	9.629	15
UK Energy Reserve Limited	UKER77	Yes	New Build Generating CMU	9.629	15
UK Energy Reserve Limited	UKER80	Yes	New Build Generating CMU	9.629	15
UK Energy Reserve Limited	UKER82	Yes	New Build Generating CMU	9.629	15

Final Auction Results

Applicant Company	CMU ID	Capacity AG	CMU Classification	Capacity (MW)	Duration (Years)
UK Energy Reserve Limited	UKER83	Yes	New Build Generating CMU	9.629	15
UK Energy Reserve Limited	UKER89	Yes	New Build Generating CMU	9.629	15
UK Energy Reserve Limited	UKER91	No	New Build Generating CMU	N/A	N/A
UK Power Reserve Limited	16PR01	Yes	Existing Generating CMU	9.417	1
UK Power Reserve Limited	16PR02	Yes	Existing Generating CMU	9.417	1
UK Power Reserve Limited	16PR03	Yes	Existing Generating CMU	9.417	1
UK Power Reserve Limited	16PR04	Yes	Existing Generating CMU	9.417	1
UK Power Reserve Limited	16PR05	Yes	Existing Generating CMU	9.417	1
UK Power Reserve Limited	16PR06	Yes	Existing Generating CMU	9.916	1
UK Power Reserve Limited	16PR07	Yes	Existing Generating CMU	3.767	1
UK Power Reserve Limited	16PR08	Yes	Existing Generating CMU	9.134	1
UK Power Reserve Limited	16PR09	Yes	Existing Generating CMU	9.417	1
UK Power Reserve Limited	16PR10	Yes	Existing Generating CMU	9.417	1
UK Power Reserve Limited	16PR11	Yes	Existing Generating CMU	9.417	1
UK Power Reserve Limited	16PR12	No	Refurbishing Generating CMU	N/A	N/A
UK Power Reserve Limited	16PR13	Yes	Existing Generating CMU	4.713	1
UK Power Reserve Limited	16PR14	No	Refurbishing Generating CMU	N/A	N/A
UK Power Reserve Limited	16PR15	No	Refurbishing Generating CMU	N/A	N/A
UK Power Reserve Limited	AGPR03	No	Unproven DSR CMU	N/A	N/A
Uniper Global Commodities SE	CDCL01	Yes	Existing Generating CMU	396	1
Uniper Global Commodities SE	CNQPS1	Yes	Existing Generating CMU	337.5	1
Uniper Global Commodities SE	CNQPS2	Yes	Existing Generating CMU	337.5	1
Uniper Global Commodities SE	CNQPS3	Yes	Existing Generating CMU	337.5	1
Uniper Global Commodities SE	CNQPS4	Yes	Existing Generating CMU	337.5	1
Uniper Global Commodities SE	EECL01	Yes	Existing Generating CMU	367.2	1
Uniper Global Commodities SE	GRAI06	Yes	Existing Generating CMU	421.2	1
Uniper Global Commodities SE	GRAI07	Yes	Existing Generating CMU	421.2	1
Uniper Global Commodities SE	GRAI08	Yes	Existing Generating CMU	421.2	1
Uniper Global Commodities SE	GRG101	Yes	Existing Generating CMU	23.785	1
Uniper Global Commodities SE	GRG40C	Yes	Existing Generating CMU	25.897	1
Uniper Global Commodities SE	KILH01	Yes	Existing Generating CMU	292.869	1
Uniper Global Commodities SE	KILH02	Yes	Existing Generating CMU	292.869	1
Uniper Global Commodities SE	RATS01	Yes	Existing Generating CMU	447.638	1
Uniper Global Commodities SE	RATS02	Yes	Existing Generating CMU	447.638	1
Uniper Global Commodities SE	RATS03	Yes	Existing Generating CMU	447.638	1
Uniper Global Commodities SE	RATSU4	Yes	Existing Generating CMU	463.647	1
Uniper Global Commodities SE	RTG20C	Yes	Existing Generating CMU	16.009	1
Uniper Global Commodities SE	TAYL22	Yes	Existing Generating CMU	69.686	1
Uniper Global Commodities SE	TAYL23	Yes	Existing Generating CMU	62.152	1
Valence Power Limited	STOW-B	Yes	New Build Generating CMU	18.834	15
Veolia UK Limited	DCPS02	Yes	Existing Generating CMU	3.27	1

Final Auction Results

Applicant Company	CMU ID	Capacity AG	CMU Classification	Capacity (MW)	Duration (Years)
Veolia UK Limited	HAMP02	Yes	Existing Generating CMU	28.413	1
Veolia UK Limited	LEED02	Yes	Existing Generating CMU	11.7	1
Veolia UK Limited	NEWH02	Yes	Existing Generating CMU	15.582	1
Veolia UK Limited	STAF02	Yes	Existing Generating CMU	23.875	1
Viridor Waste Management Limited	VWMDun	Yes	New Build Generating CMU	31.291	15
Viridor Waste Management Limited	CARerf	Yes	Existing Generating CMU	27.319	1
Viridor Waste Management Limited	EXEerf	Yes	Existing Generating CMU	3.067	1
Viridor Waste Management Limited	VWMBed	Yes	New Build Generating CMU	23.468	15
Vogen Energy Limited	VELCMA	No	New Build Generating CMU	N/A	N/A
VPI Immingham LLP	ICHP02	Yes	Existing Generating CMU	1188	1
Walker & Son (Hauliers) Limited	SNAP01	Yes	New Build Generating CMU	6.592	15
Wharf Power Limited	WHAR02	No	New Build Generating CMU	N/A	N/A
Winnington CHP Limited	CHPWIN	Yes	Existing Generating CMU	83.626	1
Wolverhampton Power Limited	WOLV02	No	New Build Generating CMU	N/A	N/A